

JUNE 1985 95p


Australia \$1.75  
New Zealand \$1.95  
Malaysia \$4.95

ISSN 0141-0857

# Practical Wireless

## Battery Charger Controller

THE RAD



READER  
QUESTIONNAIRE -  
YOU COULD WIN  
A PRIZE



# REG. WARD & CO. LTD.

1 WESTERN PARADE, WEST STREET,  
AXMINSTER, DEVON, EX13 5NY.

THE SOUTH-WEST'S LARGEST AMATEUR RADIO STOCKIST

## Trio

TS930S	9 Band TX General Cov RX	1350.00	(-)
TS930S	160-10m Transceiver 9 Bands	832.75	(-)
AT230	All Band ATU/Power Meter	157.99	(2.00)
SP230	External Speaker Unit	47.73	(1.50)
TS530S	160m-10m Transceiver	735.11	(-)
TS430S	160m-10m Transceiver	769.50	(-)
PS430	Matching Power Supply	145.00	(3.00)
SP430	Matching Speaker	39.50	(1.50)
MB430	Mobile Mounting Bracket	13.17	(1.50)
FM430	FM Board for TS430	45.00	(1.50)
TS130S	8 Band 200W Pop Transceiver	633.06	(-)
SP120	Base Station External Speaker	30.74	(1.50)
AT130	100W Antenna Tuner	108.62	(1.50)
MC50	Dual Impedance Desk Microphone	36.19	(1.50)
MC35S	Fist Microphone 50K ohm IMP	17.01	(1.00)
LF30A	HF Low Pass Filter 1kW	24.68	(1.00)
TR7930	2M FM Mobile	354.92	(-)
TR9130	2M Multimode	499.00	(-)
TW4000A	2M/70cm mobile	536.51	(-)
TM201A	2M 25W mobile	309.95	(-)
TM401A	7cms FM 12W	340.68	(-)
TR2500	2M FM Synthesised Handheld	270.47	(-)
TR3500	70cm Handheld	291.85	(-)
TR2600	New 2M FM Synthesised Handheld	295.69	(-)
ST2	Base Stand	60.35	(1.50)
SC4	Soft Case	15.92	(1.00)
MC25S	Speaker Mike	18.66	(1.00)
PB25	Spare Battery Pack	29.10	(1.00)
MS1	Mobile Stand	37.31	(1.00)
R600	Gen. Cov. Receiver	299.52	(-)
R2000	Synthesiser 200KHz-30MHz Receiver	479.47	(-)
HC10	Digital Station World Time Clock	78.99	(1.50)
H55	Deluxe Headphones	26.88	(1.00)
SP40	Mobile External Speaker	16.46	(1.00)

## NEW MODELS

TH21E/41E	2M/70cm Mini-Handhelds	188.56/214.50
TM21E/41E	2M/70cm FM Mobiles	396.08/452.58
TS711E/811E	2M/70cm base stations	831.77/964.97
TR3600	70CM Handheld	298.89

## Linear Amps

TONO (G series)		
2M40G	2m, 1-3W in, 20-35W out, preamp	101.81 (2.00)
2M90G	2m, 10-15W in, 70-90W out, preamp	161.20 (2.00)
2M130G	2m, 10-15W in, 110-120W out, preamp	159.00 (2.50)
4M70G	70cms, 3-15W in, 40-60W out, preamp	219.74 (2.00)

## MICROWAVE MODULES

MML144/30-S	inc preamp (1/3 w ip)	82.90 (2.00)
MML144/50-S	inc preamp, switchable	92.00 (2.00)
MML144/100-S	inc preamp (10w ip)	149.95 (2.50)
MML144/100-HS	inc preamp (125w ip)	149.95 (2.50)
MML144/100-LS	inc preamp (1/3w ip)	169.95 (2.50)
MML144/200S	inc preamp (310/25 ip)	299.00 (2.50)
MML432/30L	inc preamp (1/3w ip)	145.00 (2.00)
MML432/50	inc preamp (10w ip)	129.95 (2.00)
MML432/100	linear (10w ip)	299.00 (2.50)

## B.N.O.S.

LPM 144-1-100	2m, 1W in, 100W out, preamp	181.00 (2.50)
LPM 144-3-100	2m, 3W in, 100W out, preamp	181.00 (2.50)
LPM 144-10-100	2m, 10W in, 100W out, preamp	157.00 (2.50)
LPM 144-25-160	2m, 25W in, 160W out, preamp	217.00 (2.50)
LPM 144-3-180	2m, 3W in, 180W out, preamp	247.00 (2.50)
LPM 144-10-180	2m, 10W in, 180W out, preamp	247.00 (2.50)
LPM 432-1-50	70cm, 1W in, 50W out, preamp	197.00 (2.50)
LPM 432-3-50	70cm, 3W in, 50W out, preamp	197.00 (2.50)
LPM 432-10-50	70cm, 10W in, 50W out, preamp	167.00 (2.50)

## SWR/PWR Meters

HANSEN		
FS50VP	50-150MHz 20/200 Interval PEP/SWR	106.70 (1.50)
FS300V	50-150MHz 20/200 PWR/SWR	53.50 (1.50)
FS300H	1.8-60MHz 20/200 PWR/SWR	53.50 (1.50)
FS210	1.8-150MHz 20/200 Auto SWR	63.50 (1.50)
W720	30-430MHz 20/200W	41.50 (1.50)

## WELZ

SP15	1.8-160MHz PWR/SWR	49.00 (1.50)
SP45	130-470MHz PWR/SWR	69.00 (1.50)
SP10X	1.8-150MHz PWR/SWR	34.00 (1.50)
SP200	1.8-160MHz PWR/SWR	89.00 (1.50)
SP250	1.8-60MHz PWR/SWR	65.00 (1.50)
SP300	1.8-500MHz PWR/SWR	129.00 (1.50)
SP350	1.8-500MHz PWR/SWR	79.00 (1.50)
SP400	130-500MHz PWR/SWR	89.00 (1.50)
SP600	1.8-500MHz PWR/SWR	106.00 (1.50)

## TOYO

T430	144/432 120 W	44.65 (1.00)
T435	144/432 200 W	49.35 (1.00)

## Scanning Receivers

SMC8400	VHF/UHF Scanner	249.00 (2.50)
SX200	VHF/UHF Scanner	299.00 (2.50)
SX400	VHF/UHF Continuous Coverage	598.00 (2.50)
AOR2001	VHF/UHF Continuous Coverage	378.01 (2.50)
FDK RX40	141.00-180.00 MHz	159.00 (2.00)

## Icom Products

IC751	HF Transceiver	1299.00	(-)
IC745	HF Transceiver	899.00	(-)
IC735	New HF Transceiver	P.O.A.	(-)
PS15	P.S. Unit	145.00	(4.00)
PS30	Systems p.s.u. 25A	297.85	(-)
SM6	Base microphone for 751/745	40.25	(1.00)
IC290D	2m 25W FM mobile	73.00	(-)
IC290E	10W Multi-Mode Mobile	449.00	(-)
IC271E	2m 25W FM mobile Base Stn.	729.00	(-)
IC271H	100W version of above	899.00	(-)
IC25H	2m 45W FM	359.00	(-)
IC27E	2m H/Held FM mobile	379.00	(-)
IC45E	70c 10W FM	345.00	(-)
IC47E	25W 70cm FM mobile	469.00	(-)
ICBU1	BU Supply for 25/45/290	29.90	(1.00)
ICR70	General Coverage Receiver	629.00	(-)
ICR71	General Coverage Receiver	729.00	(-)
IC02E	2m H/Held	269.00	(-)
IC2E	2m H/Held	269.00	(-)
ML1	2m 10W Linear	79.35	(2.00)
IC4E	70cm H/Held	259.90	(-)
IC04E	70cm handheld	279.00	(-)
BC35	Base Charger	62.10	(-)
HM9	Speaker mic	18.65	(1.00)
IC3	Carry Case	5.90	(1.00)
ICBP3	Std Battery Pack	27.50	(1.00)
BP5	High Power Battery Pack	52.80	(1.00)
CP1	Car Charging Lead	5.90	(1.00)
DC1	12v Adapter	13.75	(1.00)

## Mutek Products

SLNA 50	50MHz Switched preamp	44.90	(1.50)
SLNA 144s	144MHz Low noise switched preamp	39.90	(1.50)
SLNA 145eb	Preamp intended for 290	27.40	(1.50)
GLNA 432b	70cm Masthead preamp	149.90	(2.50)
RPCB 261ub	Front end IC251/225	74.90	(1.50)
BBA 500u	Front end IC251/211	79.90	(1.50)
GBFA 144e	20-5000MHz Preamp	32.90	(1.50)
SBLA 144e	2m Masthead preamp	139.90	(2.50)
RPCB 271ub	Front end for IC271	89.90	(2.50)
TVHF 230c	2M-FM Transverter	334.90	(5.00)
LBPF 144v	Bandpass Filter	19.95	(1.50)
LBPF 432u	Bandpass Filter	19.95	(1.50)
TVVF 50c	6M Converter	189.89	(2.50)
GLNA 433e	70cm Pre-amp	79.90	(2.50)

## Datong Products

PC1	Gen. Cov. Case	137.40	(1.50)
VLF	Very low frequency conv.	29.90	(1.50)
FL2	Multi-mode audio filter	89.70	(1.50)
FL3	Audio filter for receivers	129.00	(1.50)
ASP/B	r.f. speech clipper for Trio	82.80	(1.50)
ASPIA	r.f. speech clipper for Yaesu	82.80	(1.50)
ASP	As above with 8 pin conn	89.70	(1.50)
D75	Manual RF speech clipper	56.35	(1.50)
D70	Morse Tutor	56.35	(1.50)
MK	Keyboard Morse sender	137.40	(1.50)
RFA	RF switched preamp	33.90	(1.50)
AD270-MPU	Active dipole with mains p.s.u.	51.75	(1.50)
AD370-MPU	Active dipole with mains p.s.u.	69.00	(1.50)
MPU	Mains power unit	6.90	(1.50)
DC144/28	2m converter	39.67	(1.50)
PTS1	Tone squelch unit	46.00	(1.50)
ANF	Automatic notch filter	67.85	(1.50)
SRB2	Auto Woodpecker blanker	86.25	(1.50)

## CW/RTTY Equipment

Tono 9000E	Reader/Sender	P.O.A.	
Tono 550	Reader	329.00	(2.50)
<b>MICROWAVE MODULES</b>			
MM2001	RTTY to TV converter	189.00	(2.00)
MM4001	RTTY terminal	269.00	(2.00)
MM4001KB	RTTY term with keyboard	299.00	(2.00)
<b>BENCHER</b>			
BY1	Squeeze Key, Black base	53.95	(1.50)
BY2	Squeeze Key, Chrome base	69.95	(1.50)
<b>HI-MOUND MORSE KEYS</b>			
HK702	Up down keyer marble base	30.95	(1.50)
HK703	Up down keyer	29.35	(1.50)
HK704	Up down keyer	19.95	(1.50)
HK705	Up down keyer	15.49	(1.50)
HK706	Up down keyer	16.96	(1.50)
HK708	Up down keyer	14.95	(1.50)
HK802	Up down solid brass	86.30	(2.00)
HK806	Up down keyer	39.95	(1.50)
MK704	Twin paddle keyer	13.50	(1.50)
MK705	Twin paddle keyer marble base	25.65	(1.50)
<b>KENPRO</b>			
KP100	Squeeze CMOS 230/13.8v	82.50	(2.50)
KP200	Memory 4096 Multi Channel	169.50	(2.50)

## Yaesu

FT1	HF Transceiver	P.O.A.	(-)
FT980	HF Transceiver	1650.00	(-)
SP980	Speaker	79.95	(2.00)
FT77	Mobile HF Transceiver	479.00	(-)
FP700	PSU	170.00	(5.00)
FC700	Tuner	119.00	(2.00)
FT77s	10w. version	449.00	(-)
FMU77	FM Board for FT77	28.35	(1.00)
FT757	HF Transceiver	829.00	(-)
FC757	Auto A.T.U.	290.00	(2.00)
FP757HD	Heavy Duty PSU	200.00	(2.00)
FP757GX	Switched Mode PSU	180.00	(2.00)
FL2050	Linear Amplifier	115.00	(2.00)
FT290	2m M/Mode Port/Transceiver	349.00	(-)
FT290	With Mutek front end fitted	379.00	(-)
FL2010	Linear Amplifier	69.00	(1.00)
MMB11	Mobile Bracket	31.45	(1.00)
NC11	Charger	11.50	(1.00)
CSC1	Carrying Case	5.00	(1.00)
YHA15	2m Helical	7.65	(1.00)
YHA44D	70cm 2w/ave	10.19	(1.00)
YMA9	Speaker Mike	20.30	(1.00)
FT230	2m 25W FM	269.00	(-)
MMB15	Mobile Bracket	14.55	(1.00)
FT208R	NEW 2m H/Held/CW FNB3	225.00	(-)
FT208R	NEW 2m H/Held/CW FNB3	269.00	(-)
FT208	2m H/Held	209.00	(-)
FT208	70cm H/Held	189.00	(-)
MMB10	Mobile Bracket	8.80	(0.75)
NC8C	Charger	9.60	(0.75)
NC8	Base/Station Charger	64.80	(2.00)
PA3	Car Adaptor/Charger	18.00	(1.00)
FN82	Spare Battery Pack	24.90	(1.00)
YM24A	Speaker Mike	23.75	(1.00)
FT226R	2m Base Station	869.00	(-)
4307/28	70cm Module for above	295.00	(2.50)
FT777GX	A.T.U.	48.85	(1.50)
MMB8	Hand 600 8pin mic	17.65	(1.00)
MD188	Desk 600 8pin mic	14.75	(1.00)
MF1A3B	Boom mobile mic	19.95	(1.00)
YH77	Lightweight phones	15.70	(1.00)
YH55	Padded phones	16.10	(1.00)
YH1	Uweight Mobile H/Held Boom mic	15.70	(1.00)
SB1	PTT Switch Box 208/708	18.00	(1.00)
SB2	PTT Switch Box 290/790	17.25	(1.00)
SB10	PTT Switch Box 270/2700	17.25	(-)
QTR24D	World Time Clock	34.50	(1.00)
FF501DX	Low Pass Filter	31.45	(1.00)

## NEW MODELS

FRV880U	HF Receiver	559.00	(-)
FRV880U	Converter 118-175 for above	90.00	(-)
FT703	70cm H/Held	P.O.A.	(-)
FT709	70cm H/Held	P.O.A.	(-)
FT270R	2m 25W F.M.	349.00	(-)
FT270RH	2m 25W F.M.	399.00	(-)
FT270RH	2m 70cm/25W/25W	559.00	(-)

## Power Supplies

DRAE			
4 amp	40.50	(2.00)	
6 amp	63.00	(2.50)	
12 amp	86.50	(3.00)	
24 amp	125.00	(4.00)	
BNOS			
6 amp	58.00	(2.50)	
12 amp	99.00	(3.00)	
25 amp	148.00	(4.00)	
40 amp	296.00	(4.00)	

## Aerial Rotators

9502B	3 core Lighter Duty	69.50	(2.00)
AR40	5 core Medium Duty	115.00	(2.00)
KR400	Med/H Duty	109.95	(2.50)
KR500	6 core Elevation	139.95	(2.50)
KR400RC	6 core Medium Duty	132.50	(2.50)
CD45	8 core Heavy Duty	189.95	(2.50)
KR600RC	8 core Heavy Duty	189.50	(2.50)
HAM1V	8 core Heavy Duty	299.00	(4.00)
TX2	8 core Very Heavy Duty	365.00	(4.00)

## Switches

Sigma	2 way SO239	14.49	(1.00)
Sigma	2 way 'n' Skts	19.95	(1.00)</

## EDITORIAL OFFICES

Practical Wireless  
Westover House  
West Quay Road  
Poole, Dorset BH15 1JG  
☎ Poole 671191  
**Geoff Arnold T.Eng(CEI) G3GSR**  
Editor

**Dick Ganderton C.Eng., MIERE,**  
**G8VFH** Assistant Editor

**Steve Hunt** Art Editor

**John Fell G0API** Technical Editor

**Alan Martin G8ZPW**  
News & Production Editor

**Elaine Howard G4LFM**  
Technical Sub-Editor

**Rob Mackie** Technical Artist

**Kathy Moore** Secretary

## ADVERTISEMENT OFFICES

Practical Wireless  
King's Reach Tower  
Stamford Street  
London SE1 9LS  
Telex: 915748 MAGDIV-G

**Dennis Brough**  
Advertisement Manager  
☎ 01-261 6636  
☎ 01-261 6872

**Roger Hall G4TNT (Sam)**  
Ad. Sales Executive  
☎ 01-261 6807

**Barbara Blake**  
Classified Supervisor  
☎ 01-261 5897

**Ian Sweeney**  
Make-up & Copy  
☎ 01-261 6570

# Practical Wireless

**20 Battery Charger Controller**

*J. P. Bell G4LSA & E. J. Barker*

**23 Practical ATV Techniques — 4**

*Allan Latham G8CMQ*

**26 PW Review**

*ITT Touroport 220 Broadcast Receiver*

**29 PW QRP Contest Rules****32 Radio Wave Propagation — 5**

*F. C. Judd G2BCX*

**35 PW Reader Questionnaire****40 PW "Colne" Direct Conversion Receiver — 3**

*S. Niewiadomski*

**42 Satellite TV, the Ultimate DX — 2**

*Stephen J. Birkill G8AKQ*

**49 PW Publications**

Announcing three new titles

We are sorry that *Introducing Short-Wave Listening, Part 5*, has been held over until our next issue

**71 Advert Index**

**31 Benny**

**50 Club News**

**17 News**

**55 On the Air**

**46 Products**

**28 Subscriptions**

**27, 31, 53, 66**

**Swap Spot**

## NEXT MONTH

**JULY '85 ISSUE****S-METERS: FACT OR FICTION?**

How accurate are the S-meters on some recent popular h.f. rigs and receivers? We look at test figures from our lab.

**LOW-COST CRYSTAL TESTER**

Use this pocket-sized unit to check out those junk-stall crystals on the spot, and make other checks back in the shack.

**ON SALE 7 JUNE**

**PW COMMENT**

WHILE NOT WISHING to be accused of scaremongering, it does seem that amateur radio is under increasing threat on both financial and interference fronts.

Recent increases in the cost of Morse Tests and planning applications for antenna masts, and the upward trend on equipment price-tags resulting from exchange-rate movements, are well known. The amateur licence fee could be up for drastic revision in a couple of years too, if "spectrum pricing" is extended to amateur radio. The idea is that users pay a licence fee based not on the administrative cost of processing the application, but on the demand for spectrum space—in other words the law of supply and demand will operate. This was originally intended to apply to business users, but the DTI recently announced that a study of the idea now under way will include amateur radio and CB.

On the interference front, a report in the February 25 issue of *New Technology* quotes a management consultancy study into the progress of the UK cable-TV industry as implying that only the acceptance of lower technical standards for the distribution system can give the chance of survival. Putting the cables above ground, and abandoning the idea of "new technology" (i.e. fibre optic systems) could bring the return on capital up to a level that would interest the City. This, it said, would mean trouble with amenity and conservation lobbies. No mention of the effect on amateur radio users!

**G3GSR**

**COPYRIGHT** © IPC Magazines Limited 1985. Copyright in all drawings, photographs and articles published in *Practical Wireless* is fully protected and reproduction or imitation in whole or in part is expressly forbidden. All reasonable precautions are taken by *Practical Wireless* to ensure that the advice and data given to our readers are reliable. We cannot however guarantee it and we cannot accept legal responsibility for it. Prices are those current as we go to press.

# LOWE SHOPS

Whenever you enter a LOWE ELECTRONICS' shop, be it Glasgow, Darlington, Cambridge, Cardiff, London or here at Matlock, then you can be certain that, along with a courteous welcome, you will receive straightforward advice. Advice given, not with the intention of "making" a sale, but the sort which is given freely by one radio amateur to another. Of course, if you decide to purchase then you have the knowledge that LOWE ELECTRONICS are the company that set the standard for amateur radio after-sales service. The shops are open Tuesday to Friday from 9.00 to 5.30 pm, Saturday from 9.00 to 5.00 pm and close for lunch each day from 12.30 till 1.30pm.

In Glasgow the LOWE ELECTRONICS' shop (the telephone number is 041-945 2626) is managed by Sim GM3SAN. Its address is 4/5 Queen Margaret's Road, off Queen Margaret's Drive. That's the right turn off Great Western Road at the Botanical Gardens' traffic lights. Street parking is available outside the shop and afterwards the Botanical gardens are well worth a visit...

In the North East the LOWE ELECTRONICS' shop is found in the delightful market town of Darlington (the telephone number is 0325 486121) and is managed by Don G3GEA. The shop's address is 56 North Road, Darlington. That is on the A167 Durham Road out of town. A huge free car park across the road, a large supermarket and bistro restaurant combine to make a visit to Darlington a pleasure for the whole family.

Cambridge, not only a University town but the location of a LOWE ELECTRONICS' shop managed by Tony G4NBS. The address is 162 High Street, Chesterton, Cambridge (the telephone number is 0223 311230). From the A45 just to the north of Cambridge turn off into the town on the A1039, past the science park and turn left at the first roundabout, signposted Chesterton. After passing a children's playground on your left turn left again (between the shops) into Green End Road. Very quickly, and without you noticing it, Green End Road becomes High Street. Easy and free street parking is available outside the shop.

For South Wales, the LOWE ELECTRONICS' shop is located in Cardiff. Managed by Richard GW4NAD, who hails from Penarth, the shop (the telephone number is 0222 464154) is within the premises (on the first floor) of South Wales Carpets, Clifton Street, Cardiff. Clifton Street is easily found, being a left turn off Newport Road just before the Infirmary. Once in Clifton Street, South Wales Carpets is the modern red brick building at the end of the street on the right hand side. Enter the shop, follow the arrows past the carpets, up the stairs and the "Emporium" awaits you. Free street parking is available outside the shop.

LOWE ELECTRONICS' London shop is located at 223/225 Field End Road, Eastcote, Middlesex (the telephone number is 01-429 3256). The new shop, managed by Andy G4DHQ is easily found, being part of Eastcote tube station buildings and as such being on the Metropolitan and Piccadilly lines (approximately 30 minutes from Baker Street main junction). For the motorist, we are only about 10 minutes' driving time from the M40, A40, North Circular Road (at Hanger Lane) and the new M25 junction at Denham. Immediately behind the shop is a large car park where you can currently park for the day for 20p. There is also free street parking outside the shop.

Although not a shop there is on the South Coast a source of good advice and equipment - John G3JYG. His address is 16 Harvard Road, Ringmer, Lewes, Sussex. (telephone 0273 812071). An evening or weekend telephone call will put you in touch with John.

Finally, here in Matlock, David G4KFN is in charge. Located in an area of scenic beauty a visit to the shop can combine amateur radio with an outing for the whole family. May I suggest a meal in one of the town's inexpensive restaurants or a picnic on the hill tops followed by a spell of portable operation.

## not even a mouse, could hide behind a TRIO TH21E.....

I am not for one moment suggesting that current hand-helds should be photographed with an elephant but I have heard many amateurs refer to their existing hand-helds as "bricks". That the TH21E could not be called. In fact I am tempted to say it is the rig that not even a mouse could hide behind. Over the past fourteen years I have watched amateur radio equipment develop from cumbersome to perfection. I remember John, G3PCY, showing me the first TR2400 and our mutual amazement at how TRIO could put so much radio in such a small package. Later developments produced the TR2500 and its 70 centimetre version, the TR3500 and left me in no doubt that TRIO would soon produce a compact inside pocket transceiver. At the same time it became apparent that a simpler rig with performance would have great appeal. That transceiver is the TH21E and being typically TRIO is

right first time. Size is not the most important feature, it's just the way the transceiver feels when picked up, impossible to put down. I am not going to give its dimensions, I will just say that it is hand sized, the true inside pocket transceiver. As an owner and with the rig always on your person the hobby of amateur radio expands to an all day event. Never miss a contact, never miss a friend.

A similar transceiver is available for 70 centimetres, the TH41E. Having the same features including reverse repeater the TH41E is just the rig that newcomers to the hobby have been looking for. Around the country are many 70 centimetre repeaters and what has been needed for some time has been a low cost FM rig that everyone could afford. The TH41E from TRIO is that transceiver and many amateurs are discovering the 70 centimetre band with one.

### First of all the Pocketfone, now the TH41E.

1 watt output in high power position, 150 mW in low position.

Full coverage of the 2 metre amateur band from 144 to 146 MHz. (TH41E covers from 430 to 440 MHz.)

Frequency selection by simple thumbwheel switches.

Full repeater facilities including reverse repeater.

The rig comes complete with nicad pack and charger.

TH21E..... £188.46 inc VAT  
TH41E..... £214.15 inc VAT



## LOWE ELECTRONICS

Chesterfield Road, Matlock, Derbyshire, DE4 5LE.

Telephone 0629 2817, 2430, 4057, 4995. Telex 377482.

(Delivery of stock items normally by return of post)





# the TRIO two metre base station, the TS711E.

Several weeks have passed since I took delivery of my own TRIO TS711E. The Japanese home market model has returned whence it came and I am using the version designed specifically for the UK market. The rig is perfection epitomised. For today's two metre operator any base station with less facilities and performance than the TS711E would be far from acceptable. The TS711E's receiver performance in sensitivity and in its ability to reject unwanted adjacent signals is outstanding. I'm not talking about test equipment figures though undoubtedly these will soon be published. My own on air operating with the rig has enabled me to hear what I previously couldn't.

The transceiver covers the 2 metre band from 144 to 146 MHz in FM, USB, LSB and CW modes. When switched to the auto position the rig correctly selects mode according to frequency, a great advantage to the blind operator. Simple up/down frequency shift is provided both on the transceiver front panel and microphone.

IF shift is available, an essential when considering today's crowded 2 metre band. For more penetrating transmitted audio when working DX speech processing can also be switched in.

The TS711E has two separate VFO's and forty channels of memory. Each memory remembers frequency, operating mode, simplex or repeater shift and whether or not a tone burst is to be included. Frequencies stored in memory can be readily transferred to either VFO A or B. The VFO can be either free running as for SSB or CW operation or electrically switched to a "click" stop where it changes frequency in 12.5 or 5 kHz steps. The two VFO's can quickly be put on the same frequency, an aid when checking the position of a strong adjacent signal with one VFO whilst remaining on your operating frequency with the other.

Frequency scan on VFO can be either between or outside user set limits. On memory the transceiver can either scan the entire memory contents or be instructed to look at those frequencies of a particular mode. The TS711E has a timed hold on an occupied channel.

Both priority channel and the immediate recall of your local net frequency are possible with the TS711E.

For those with failing sight or a blind operator the TS711E is a dream come true, not only is the operating mode identified by the appropriate CW letter sent in tone (F for FM, U for upper side band etc.), other rigs just bleep but, when fitted with the VS1 optional board, a digitally encoded girls voice will announce both frequency and where applicable, whether the rig is switched to repeater shift.

TS711E 2 metres £831.77 carr £7.00  
TS811E 70 cmtes £964.97 carr £7.00



## TS430S



The TS430S combines the facilities of a solid state HF transceiver with those of a general coverage receiver. It's the ideal rig for the radio amateur who not only wants to communicate with his fellows but also enjoys listening to the world. As an amateur band transceiver the rig covers top band to ten metres, as a short wave receiver coverage is from 150KHz to 30MHz. Operating on AM, FM, USB, LSB and CW the TS430S is extremely compact and, as such, is the perfect transceiver for mobile, portable or base station operation.

TS430S HF transceiver with general coverage receiver .....£769.50 inc VAT.

## TW4000A



Taking into account the amount of activity on the 2 metre FM channels it is not surprising that many people have turned their attention to the wide open spaces of 70 centimetres. With the TW4000A, TRIO have produced a dual band FM transceiver that gives its owner the best of both worlds. Facilities include 10 memories, two VFO's, priority channel, full repeater operation, band scan and memory scan. In memory scan mode the rig can be instructed to look for either 2 metre or 70 centimetre signals. The transceiver produces 25 watt RF output on both bands and comes complete with mobile mount and microphone. For greater safety whilst mobile the optional VS1 board will announce frequency, memory channel and whether or not the rig is set on repeater shift.

TW4000A dual band FM mobile .....£536.51 inc VAT.

## R600



For those who are banned from the house and have to operate from the shed at the bottom of the garden, why not consider an R600 to monitor the bands from the comfort of the fireside. No wife would forbid such an attractive looking receiver in the lounge, after all it could also be used to listen to *Women's Hour*. The R600 is a basic receiver covering from 150KHz to 30MHz and having switched upper and lower sidebands, wide and narrow am and cw. It has a 20dB attenuator and a noise blanker fitted as standard. Operation is simple, select the mode of operation, turn the MHz dial to the correct band and, by using the VFO knob, tune to the desired frequency. The clear digital readout makes station selection simple. The TRIO R600, your passport to comfortable listening.

R600 general coverage receiver .....£299.52 inc VAT.

## LOWE ELECTRONICS

Chesterfield Road, Matlock, Derbyshire. DE4 5LE.

Telephone 0629 2817, 2430, 4057, 4995. Telex 377482.

(Delivery of stock items normally by return of post)



# FREE FINANCE\*

HAMPSHIRE, DERBYSHIRE, LOTHIAN, STAFFORDSHIRE



**"BRITAIN'S NO. 1 SELLER"**



**FT 290R**

Multimode 2M Transceiver  
Dual VFO's  
Microprocessor Control  
Selectable Synthesiser Steps  
Large LCD Display  
Ten Memory Channels  
'+' & '-' Repeater Function  
Nicads for Portable Available  
2.5W/0.5W RF Output  
58(H) x 150(W) x 195(D) mm

**"45W FM MOBILE"**

Fully Synthesised 2M FM Transceiver  
45W (RH), 25W (R) Power Output  
Dual VFO's  
Optional Voice Synthesiser  
1MHz/25KHz/12½KHz Steps  
10 Channel Memory  
'+' '-' Repeater shifts with reverse facility  
Memory Priority & Programmable Memory Scan  
17 Function LCD Display, LED 'S' Meter  
One piece diecast alloy chassis  
(Fan assisted cooling on 45W model)  
140mm (W) x 40mm (H) x 180mm (D)



**FT 270RH**

LEEDS  
SMC (Leeds)  
257 Otley Road,  
Leeds 16, Yorkshire  
Leeds (0532) 782326  
9-5.30 Mon-Sat

CHESTERFIELD  
SMC (Jack Tweedy) Ltd  
102 High Street  
New Whittington,  
Buckley (0244) 549563  
Chesterfield  
Chest. (0246) 453340  
9-5.30 Tues-Sat

BUCKLEY  
SMC (TMP)  
Unit 27, Pinfold Lane  
Buckley, Chwyd  
Buckley (0244) 549563  
10-5 Tues, Weds, Fri  
10-4 Sat

STOKE  
SMC (Stoke)  
76 High Street  
Talke Pits, Stoke  
Kidsgrove (07816) 72644  
9-5.30 Mon-Sat

GRIMSBY  
(SMC) Grimsby  
247A Freeman Street  
Grimsby, Lincs  
Grimsby (0472) 58388  
9.30-5.30 Mon-Sat

JERSEY  
SMC (Jersey)  
1 Belmont Gardens  
St. Helier, Jersey  
Jersey (0534) 77067  
9-5 pm Mon-Sat  
Closed Wed

EDINBURGH  
SMC Scotcomm  
23 Morton Street  
Edinburgh EH15 2HN  
Tel: 031-657 2430  
10-5 Tues-Fri, 9-4 Sat

N. IRELAND  
SMC N. Ireland  
10 Ward Avenue  
Bangor  
County Down  
0247 464875

Southampton Showroom open 9-5.30 pm Monday to Friday, 9-1 pm Saturday.

**"MULTIBANDER BASE"**


Synthesised Multimode Base Station  
10W Output on HF, VHF & UHF, Possible  
Full Duplex! (Crossband, with Option)  
Continuous RF Power Control (0-10W)  
Dual VFO's—Crossband Operation  
Eleven Memories—Mode & Frequency  
LED Display, Dual Meters (S. & P.O.)  
8 Bit Microprocessor Control  
IF Shift/Width System  
129(H) x 334(W) x 315(D) mm



**FT 726R**



**"FULL DUPLEX"**



**FT 2700RH**

Dual Band FM 2M and 70cms  
Full Duplex Operation  
Aesthetically pleasing LCD Display/'S' Meter  
25W power output both on VHF and UHF!  
Optional Voice Synthesiser  
1MHz/25KHz/12½KHz steps (12½ on UHF!)  
'+' '-' Repeater shifts with reverse facility  
10 Channel Memory  
Priority Memory Scan/Programmable Memory Scan  
One piece diecast centre chassis  
50 (H) x 150 (W) x 168 (D) mm

**HQ & MAIL ORDER S.M. HOUSE, RUMBRIDGE ST, TOTTON, SOUTHAMPTON**



# South Midlands

*Practical Wireless, June 1985*



# 2 YEAR GUARANTEE

YORKSHIRE, HUMBERSIDE, CO.DOWN, CLWYD, JERSEY

## "SUPERB VALUE HF"

100W Output Transceiver  
LSB/USB CW Modes Standard  
Large LED Display/'S' Meter  
Optional CW Narrow Filter  
Optional FM (or AM) Unit  
2M or 70cms with matching Transverter  
Matching Antenna Tuner Available  
Matching Scanner VFO/Memories  
95(H) x 240(W) x 300(D) mm



**FT 77**



## "60-905MHz SCANNER"



**FRG 9600**

60-905 MHz Coverage  
NBFM/WBFM/AM-N/AM-W/SSB  
100 Memory Channels  
Keyboard Frequency Entry  
7 Tuning/Scanning Rates  
Computer Compatible  
VFO For Tuning SSB  
Programmable Band Scanning  
24 Hour Clock/Timer  
80(H) x 180(W) x 220(D) mm


**FREE FINANCE**  
On many regular priced items SMC offers  
Free Finance (on invoice balances over £120).  
20% down and the balance over 6 months or  
50% down and the balance over a year.  
You pay no more than the cash price!  
details on eligible items on request.

### SMC SERVICE

Free Securicor delivery on major equipment.  
Access and Barclaycard over the phone.  
Biggest branch agent and dealer network.  
Securicor 'B' Service contract at £5.00  
Biggest stockist of amateur equipment.  
Same day despatch possible.



## "HF AT ITS BEST"



**FT 757GX**

100W Multimode HF Transceiver  
Fully Computer Compatible  
Dual VFO's  
100% Duty Cycle  
General Coverage Rx  
FM & CW Narrow as Standard  
Programmable Memory Scanning  
All Mode Squelch  
Triple Microprocessor Control  
Matching Automatic ATU (Opt)  
Full Break-in CW  
93(H) x 238(W) x 238(D) mm

## "C.A.T. HF RECEIVER"

All Mode, 0.15-30MHz, HF Receiver  
Keyboard frequency entry + Dual Speed VFO  
12 Memory Channels, Stores Mode & Frequency  
Large 12 Function LCD Display (inc 'S' or SIMPO)  
Programmable Memory Scan  
Selectable Band Scanning  
Optional VHF Converter 118-174MHz  
Computer Interface as FT757GX (incl. RS232)  
Two Function Clock/Timer with Auto Facility  
All Mode Variable Squelch  
118(H) x 334(W) x 225(D) mm



**FRG 8800**

### GUARANTEE

Importer warranty on Yaesu Musen products.  
Ablly staffed and equipped Service Department.  
Daily contact with the Yaesu Musen factory.  
Tens of thousands of spares and test equipment.  
Twenty-five years of professional experience.  
● 2 Year warranty on regular priced Yaesu products.



STOCK CARRYING AGENT. JOHN DOYLE, TRANSWORLD COMMS, NEATH (0639) 52374 DAY (0639) 2942 EVE

SO4 4DP, ENGLAND. Tel: (0703) 867333. Telex: 477351 SMCOMM G.

# Communications Ltd.

Practical Wireless, June 1985



**\***

# 4,000

## WORLD-WIDE USERS

**Isn't it time  
you switched  
to Icom?**

**New  
IC-3200E**



A new exciting set is the ICOM IC-3200E FM Dual-band transceiver (144-430/440 MHz). This is the smallest transceiver available.

The IC-3200E employs a function key for low-priority operations to simplify the front panel. LCD display is easy to read in bright places, showing frequency, VFO A/B, memory channel duplex mode and S/R/F meter information.

Other features include a 10 channel memory able to store operating frequencies, Simplex or Duplex.

A memory lock-out function allows the memory scan to skip programmed channels when not required. The IC-3200E has a built-in duplexer and can operate on one antenna for both VHF and UHF. Options include: IC-PS45 DC, power supply, HS-15 mobile mic, SM6 and SM8 desk mics, SP-10 external speaker and UT-23 speech synthesizer. A great future is predicted for the IC-3200E.

## IC-290D/290E



290i...the state of the art 2 meter mobile, it has 5 memories and VFO's to store your favourite repeaters and a priority channel to check your most important frequency automatically. Programmable offsets are included for odd repeater splits, tuning is 5KHz or 1KHz.

The squelch on SSB silently scans for signals, while 2 VFO's with equalising capability mark your signal frequency with the touch of a button. Other features include: RIT, 1 KHz or 100Hz tuning/CW sidetone, AGC slow or fast in SSB and CW, Noise blanker to suppress pulse type noises on SSB/CW.

You can scan the whole band between VFO's/scan memories and VFO's. Adjustable scan rate 144 to 146 MHz, remote tuning with optional IC-HM1 microphone. Digital frequency display, Hi/Low power switch. Optional Nicad battery system allows retention of memory.

**\* AT THE LAST COUNT**

**Thanet ICOM Thanet ICOM Thanet ICOM Thanet ICOM Thanet ICOM Thanet ICOM Thanet ICOM**



# IC-505, 50MHz A New Dimension for the U.K.



All these features make the IC-505 a great transceiver that will enable you to operate on the 50MHz band, after all the rest of the world does!

Please note that we now have a new retail branch at 95, Mortimer Street, Herne Bay, Kent. Tel: 369464. Give it a visit. BCNU.

Listed here are authorised dealers who can demonstrate ICOM equipment all year round. This list covers most areas of the U.K., but if you have difficulty finding a dealer near you, contact Thanet Electronics and we will be able to help you.

2 metre Yagis.  
4144A - 4 element, 8dBd gain £19.00.  
10144 - 10 element, 11.4dBd gain £37.00.  
15144 - 15 element, 14dBd gain £49.00.  
Order now while stocks last.

2M - 100W, £79.00.  
MR - 150W, £139.00.  
Also available, new G-series  
with GaAs FET pre-amp.  
2M - 130G, £159.00.  
2M - 90G, £149.00.  
2M - 40G, £ 89.00.  
4M - 70G, £179.00.  
all inc. VAT.

**Carriage charge is free for Cue Dee and Tono special offers.**

Please note that we now have a new retail branch at 95, Mortimer Street, Herne Bay, Kent.  
Tel: 369464. Give it a visit, BCNU.

4M – 70G, £179.00.  
all inc. VAT.

**Thonet ICOM**

**Thonet ICOM**

**Thonet ICOM**

**Thonet ICOM**

**Thonet ICOM**

**Thonet ICOM**

**Thonet ICOM**

**Thonet ICOM**

**Thonet Electronics**  
Dept PW143 Reculver Road, Herne Bay, Kent.  
Tel: (0227) 363859 / 363850  
 

# SERVISCOPE

SERVISCOPE ELECTRONICS LIMITED

A Trading Division within Electronic Rentals Group plc

**EAST STREET, FARNHAM, SURREY**

**TEL: 0252 722666**

**Contact: G.P. SKINNER**


## A SELECTION OF TELEVISION AND ELECTRONIC COMPONENTS FOR DISPOSAL

68 PF Ceramic Cap  
470 PF Pulse Ceramic 12K  
PYE 731/728 – Mains Switch  
TEC – 8000/8500 Therm Cut Out  
GEC – 1040/Therm Cut Out  
IN4002  
BC308B  
BD137  
BC307  
BAX 13  
TAA661  
PHIL 210 – Brightness Knob  
PHIL 210 – Volume Knob  
TEC 1500 – Brill/on-off Knob  
TEC 1500 Earth Strip UHG Tuner  
PHIL G8 Focus Control  
PHIL G8 UHG Tuner  
VRRistor – E299/DC/P348  
TEC 1400 Mains Dropper  
PHIL 210 Frame Out Put Transformer  
PHIL G8 AFC Assembly  
PHIL G8 – Vision Selectivity Assembly  
PHIL G8 – Vision Gain Assembly  
PHIL G8 – Sound Selectivity Assembly  
PCF80  
PL36  
EF184

**CATHODE RAY TUBES COLOUR:**

A51 – 110X/A51 – 220X  
A67 – 120X  
A56 – 120X

**ALL AT KNOCK DOWN PRICES!  
FOR A DETAILED LIST  
PLEASE APPLY TO: 0252 722666**



**COMPACT  
Spacesaver  
ANTENNAS**

**AQ6 20, 2 Ele and 3 Ele.  
4 BAND. 6, 10, 15, 20 M  
AQ40, 2 Ele. 40 M! NEW**

*Our Own Unique  
Design That  
Works!*

**CLOSE COUPLED — HI'Q' — CAPACITY HAT LOADED YAGI**

**Special Features:**

- Unique Altron fully sealed coils for max stability.
- Resonant length elements for improved VSWR (1:1).
- Selectively detuned for optimum performance and gain. (No gimmick quad. needed).
- Easy trim spokes with lock nuts and spares.
- Minimized wind load and weight.
- Double insulated elements.

Typical Performance			
ANTENNA MODEL	AQ6-20/2E	AQ6-20/3E	AQ40/2E
Forward Gain Dbd.	3.8 to 4.8	5.5 to 7.5	3.8
Front to Back Db.	13 to 15	16 to 18	12
Side Null Db	25	25	20
VSWR (Typical)	1:1.1	1:1.1	1:1.1
Weight	7.5 lb	12 lb	12 lb
Wind Load	21" / 18M <sup>2</sup>	31" / 27M <sup>2</sup>	31" / 27M <sup>2</sup>
Turning Radius	76"/1930mm	96"/2438mm	114"/2895mm



**PRICE + P&P £114.50 (£4.50) £169.00 (£7.00) £149.50 (£7.00)**

*Prices are inclusive of VAT. Terms C.W.O., Access. Visa.*

**WE DESIGN — WE MAKE — WE SELL — DIRECT.  
You Get Best Value**



Callers Welcome.  
Open Mon-Fri 9am-5pm.  
Sat. 9am-12.15 pm.

**ALLWELD ENGINEERING**  
UNIT 6, 232 SELSDON ROAD,  
S. CROYDON CP2 6PL.  
Telephone: 01-680 2995 (24hr) 01-681 6734.

**STOCK ITEMS NORMALLY DISPATCHED WITHIN 7 DAYS**

**FOR QUALITY COMPONENTS  
BY MAIL ORDER**

**FREE  
44 PAGE  
PRICED AND  
ILLUSTRATED  
CATALOGUE  
ON REQUEST**

**FREE POSTAGE  
GOOD DISCOUNTS  
GOOD SERVICE  
THOUSANDS OF  
STOCK ITEMS  
PHONE YOUR ORDER  
ACCESS OR  
BARCLAYCARD**

**ELECTROVALUE LTD** 28 St. Jude's Road, Englefield Green, Egham,  
Surrey TW20 0HB Phone Egham (0784) 33603. Telex 264475  
North Branch, 680 Burnage Lane, Manchester M19 1NA  
Phone 061 432 4945  
*Please mention this publication when replying*



**AE**

# FRG-8800



FRG-8800. All band all mode Gen coverage receiver. 150kHz to 30MHz. Large liquid crystal display. 100Hz frequency resolution. S/SINPO "bar graph" type indicator. 21 button keypad. 12 internal memories and multi function scanner. AM, SSB, CW and FM. Wide and narrow bandwidths. All mode data/freq can be stored in mem's. Selectable AGC rates. Two 24 hr clocks. 8-bit CPU. Three scan modes. Yaesu CAT system comparable with most personal computers. Programme scanning.

FRV-8800 optional VHS converter (mounts inside) adds 118MHz to 173.999MHz coverage to the 8800 with full frequency readout.

**£559.00** inc. VAT



Main Importer and distributor  
Yaesu Musen

Telephone 021-327 1497/6313  
Telex 334312 Perlec G

AMATEUR **AE** LIMITED  
ELECTRONICS

510/512 Alum Rock Road  
Alum Rock  
Birmingham B8 3HX

**ORyx**

**connect  
with  
quality**

The Oryx name means a range of soldering tools and accessories designed to meet any modern requirement. Our comprehensive range includes lightweight, cordless rechargeable soldering irons, the famous "Super" and "Viking" standard designs and lightweight and temperature - controlled models. All with a wide selection of tip designs and sizes. The unique Portasol butane gas soldering iron completes the range. Oryx also supply the largest range of SR desoldering tools, including the new anti-static pump, power supply units, safety stands and solder pots.



**ORyx** - advanced design at an ordinary price

**GREENWOOD ELECTRONICS DISTRIBUTORS**

Toolrange 0734 22245 Reading. S.T.C. Electronic Services 0279 26777 Harlow. Verospeed 0703 641111 Eastleigh. Electroplan 0763 41171 Royston. Engineering and Electronic Supplies 0639 54162 Wales. Cobbies 01-699 2282 London. Buck & Hickman U.K. Anglia Components 0945 63281 Cambridge. E.I.C. Ltd. 0727 36311 St. Albans. Willowvale Electronics 0734 860158 Reading. Longs 09328 61241 Surrey.

Please telephone or write for further information to:

**Greenwood Electronics** Portman Road, Reading, Berkshire, RG3 1NE  
Tel: Reading 0734 595844. Telex: 848659

PW

# A few points we'd like to hammer home

**G3RCQ - ★ BUYS & SELLS USED EQUIPMENT**  
**G3RCQ - ★ SAYS MAIL ORDER NO PROBLEM**

**G3RCQ - ★ PAYS CASH & TAKES PART EXCHANGE**  
**G3RCQ - ★ HAS ENORMOUS STOCKS OF USED GEAR**

**G3RCQ - ★ ★ ★ PAYS THE BEST PRICES ★ ★ ★**



Send S.A.E. today for current list and full information

**USED EQUIPMENT CENTRE, G3RCQ ELECTRONICS**  
**65 CECIL AVENUE, HORNCURCH, ESSEX.**

Telephone Hornchurch (040 24) 55733 Please leave a message on the answerphone. 73's de DAVE & CORAL G3RCQ & G4RCQ



## Intruder Alarms and Accessories

### A COMPLETE SECURITY SYSTEM FOR ONLY £39.95 + V.A.T.

Contains:  
Control Unit  
Enclosure & mechanical fixings  
Key Switch & 2 keys  
L.E.D.s  
5" x 7" Horn Speaker  
4 high quality surface mounting Magnetic Switches

With only a few hours of your time it is possible to assemble and install an effective security system to protect your family and property at the amazingly low cost of £39.95 + V.A.T. No compromises have been made and no corners have been cut. The outstanding value results from volume production and direct supply. Assembly is straightforward with the detailed instructions provided. When installed you can enjoy the peace of mind that results from a secure home. Should you wish to increase the level of security the system may be extended at any time with additional magnetic switches, pressure pads or ultrasonic sensors. Don't wait until it's too late - order today.  
Order Code: CS 1370

### EXTENDED SYSTEM CS 1480 Price £62.50 + V.A.T.

This system contains, in addition to the CS 1370 an ultrasonic detector type US 5063 - its enclosure, an additional horn speaker and a further 2 magnetic switches. This system represents outstanding value for money for the high level of security provided.  
Order Code: CS 1480

### SELF-CONTAINED ULTRASONIC ALARM UNIT CK 5063

only £37.00 + V.A.T.



Requires no installation. Easily assembled using our professionally built and tested modules.  
• Adjustable range up to 25ft  
• Built in entrance and exit delay  
• Built in timed alarm  
• Key operated switch: Off, Test and Operate  
• Provision for an extension speaker  
• Fully self contained  
• Uses US 5063 PSL 1865 Key Switch 3901  
• 3" Speaker 3515

Now you can assemble a really effective intruder alarm at this low price using tried and tested Riscomp modules. Supplied with full instructions, the kit contains everything necessary to provide an effective warning system for your house or flat. With a built in LED indicator and test position the unit is easily set up requiring no installation. It may simply be placed on a cupboard or desk. Movement within its range will then cause the built in siren to produce a penetrating 90db of sound or even 110db with an additional speaker. All parts included and supplied with full instructions for ease of assembly. Size 200 x 180 x 70mm. Order as CK 5063.

**RISCOMP  
LIMITED**

Dept PW30  
21 Duke Street,  
Princes Risborough,  
Bucks. HP17 0AT  
Princes Risborough (084 44) 6326

### ALARM CONTROL UNIT CA 1250



Price £19.95 + V.A.T.

The heart of any alarm system is the control unit. The CA 1250 offers every possible feature that is likely to be required when constructing a system whether a highly sophisticated installation or simply controlling a single magnetic switch on the front door.  
• Built in electronic siren drives 2 loud speakers  
• Provides exit and entrance delays together with timed alarm time  
• Battery back up with trickle charge facility  
• Operates with magnetic switches, pressure pads, ultrasonic or IR units  
• Anti tamper and panic facility  
• Stabilised output voltage  
• 2 operating modes full alarm anti tamper and panic facility  
• Screw connections for ease of installation  
• Separate relay contacts for external loads  
• Test loop facility

Price £19.95 + V.A.T.

Price £19.95 + V.A.T.

Price £19.95 + V.A.T.

Price £19.95 + V.A.T.

Price £19.95 + V.A.T.

Price £19.95 + V.A.T.

Price £19.95 + V.A.T.

Price £19.95 + V.A.T.

Price £19.95 + V.A.T.

Price £19.95 + V.A.T.

Price £19.95 + V.A.T.

Price £19.95 + V.A.T.

Price £19.95 + V.A.T.

Price £19.95 + V.A.T.

### NEW



Price £19.95 + V.A.T.

Price £19.95 + V.A.T.

Price £19.95 + V.A.T.

Price £19.95 + V.A.T.

Price £19.95 + V.A.T.

Price £19.95 + V.A.T.

Price £19.95 + V.A.T.

Price £19.95 + V.A.T.

Price £19.95 + V.A.T.

Price £19.95 + V.A.T.

Price £19.95 + V.A.T.

Price £19.95 + V.A.T.

Price £19.95 + V.A.T.

Price £19.95 + V.A.T.

### TIMER SWITCH & POWER SUPPLY MODULE DP 3570 Price £13.95 + V.A.T.

The DP 3570 consists of an adjustable timer switch and stabilised 12V power supply for use in a wide range of applications including security lighting control and automatic switching.  
The timer section of the module provides switching of loads up to 3A for a period of time the duration of which may be set by the user to between 10 secs and 5 mins. The timed period may be triggered by the opening of a loop or the closing of an external contact with the timed period commencing instantaneously or delayed to provide a form of entrance delay.  
The power supply section of the module provides a 12V output of up to 250mA which is sufficient for most applications. The module operates from either 240V a.c. supply or a 12V battery for which truck charge facilities are included. Connections to the module are by means of screw terminal connectors with no soldering needed.

For mounting the unit on a 1/2" x 1/2" x 1/2" module enclosure is available.  
ME 357 only £2.85 + V.A.T.

### INFRA RED SYSTEM IR 1470 only £25.61 + V.A.T.

Consisting of separate transmitter and receiver both of which are housed in attractive moulded cases, the system provides an invisible modulated beam over distances of up to 50ft operating a relay when the beam is broken. Intended for use in security systems but also ideal for photographic and measurement applications.  
Size 80 x 50 x 35mm

### DIGITAL ULTRASONIC DETECTOR US 5063

only £13.95 + V.A.T.

only £13.95 + V.A.T.

only £13.95 + V.A.T.

only £13.95 + V.A.T.

only £13.95 + V.A.T.

only £13.95 + V.A.T.

only £13.95 + V.A.T.

only £13.95 + V.A.T.

only £13.95 + V.A.T.

only £13.95 + V.A.T.

only £13.95 + V.A.T.

only £13.95 + V.A.T.

only £13.95 + V.A.T.

only £13.95 + V.A.T.

only £13.95 + V.A.T.

only £13.95 + V.A.T.

only £13.95 + V.A.T.

only £13.95 + V.A.T.

only £13.95 + V.A.T.

only £13.95 + V.A.T.

only £13.95 + V.A.T.

only £13.95 + V.A.T.

only £13.95 + V.A.T.

### ULTRASONIC MODULE ENCLOSURE

only £2.95 + V.A.T.

only £2.95 + V.A.T.

only £2.95 + V.A.T.

only £2.95 + V.A.T.

only £2.95 + V.A.T.

only £2.95 + V.A.T.

only £2.95 + V.A.T.

only £2.95 + V.A.T.

only £2.95 + V.A.T.

only £2.95 + V.A.T.

only £2.95 + V.A.T.

only £2.95 + V.A.T.

only £2.95 + V.A.T.

only £2.95 + V.A.T.

only £2.95 + V.A.T.

only £2.95 + V.A.T.

only £2.95 + V.A.T.

only £2.95 + V.A.T.

only £2.95 + V.A.T.

only £2.95 + V.A.T.

only £2.95 + V.A.T.

only £2.95 + V.A.T.

only £2.95 + V.A.T.

only £2.95 + V.A.T.

## RISCOMP THE SECURITY SPECIALISTS!

Add 15% V.A.T. to all prices.  
Add 70p post and packing to all orders.  
Units on demonstration.  
Shop hours 9.00 to 5.30 p.m.  
Closed Wednesdays.  
Please allow 7 days for delivery.

**FULL  
RANGE OF  
ACCESSORIES  
STOCKED  
SEND SAE FOR  
DETAILS**

## FREQUENCY COUNTERS

**HIGH PERFORMANCE  
HIGH RELIABILITY  
LOW COST**

**EX-STOCK  
DELIVERY**

The brand new Meteor series of 8-digit Frequency Counters offer the lowest cost professional performance available anywhere.


- ★ Measuring typically 2Hz - 1.2GHz
- ★ Sensitivity < 50mV at 1GHz
- ★ Setability 0.5ppm
- ★ High Accuracy
- ★ 3 Gate Times
- ★ Low Pass Filter
- ★ Battery or Mains
- ★ Factory Calibrated
- ★ 1-Year Guarantee
- ★ 0.5" easy to read L.E.D. Display

PRICES (Inc. adaptor/charger, P & P and VAT)

METEOR 100 (100MHz)	£116.72
METEOR 600 (600MHz)	£147.77
METEOR 1000 (1GHz)	£204.12

**NOW AVAILABLE WITH  
T.C.X.O. OPTION**

Illustrated colour brochure  
with technical specification  
and prices available on request.



Designed and  
manufactured  
in Britain.

**Black★Star**

**BLACK STAR LTD (DEPT. P.W.), 4 Stephenson Road, St. Ives,  
Huntingdon, Cambs. PE17 4EB, England.  
Tel: (0480) 62440 Telex: 323339**



## COMMUNICATION CENTRE OF THE NORTH

The largest range of communications equipment available in the North. Full range of receivers, transceivers, antennas, power supplies, meters. Ali tubing - wall brackets - rotators - insulators.

We are the original amateur radio suppliers in the North West with 20 years experience in all types of equipment.

We are the only official TRIO stockists in the North West. Full range of equipment on display. Guaranteed after sales service.

### RECEIVERS

TRIO R600 Solid State Receiver	£299.00
TRIO R2000 Solid State Receiver	£479.00
JRC NR515 Receiver	£965.00

Wide Band Scanning Receiver AR2001, 25-550 MHz AM-FM

R532 Airband Receiver

Yaesu FRG8800 Receiver

AT1000 SWL Antenna Tuning Unit

YAESU FRG9600 Scanning Receiver

Please send SAE for full information and up-to-date prices as these fluctuate to change in sterling rates.

For the caller a wide range of Aluminium Tubing, Clamps, etc. at competitive prices, i.e. 12" x 2" Ali Tubing £9.00.

Full range of RSGB and ARRL publications in stock.

Part Exchanges welcome. Second hand lists daily.

Send S.A.E. for details of any equipment.

HP terms. Access/Barclaycard facilities.

Open 6 days a week. 24 Hour Mail Order Service.

Phone 0942-676790.

## STEPHENS JAMES LTD.

47 WARRINGTON ROAD,  
LEIGH, LANCs. WN7 3EA.

## ABS PLASTIC BOXES (Inside Dimensions)

Type	Length	Width	Height	Price
1001-1	68	42	12+3	£2.60
1002-2	68	42	12+5.3	£2.65
1003-3	68	42	12+12	£2.85
1004-4	68	42	19+3	£2.90
1005-5	68	42	19+5.3	£2.95
1006-6	68	42	19+12	£3.00
1004	155	95	54	£4.66
1005	102	68	42	£3.60
1006	145	70	44	£2.80
1007	179	119	57	£6.20
2009	70	50	18+18	£3.40
2010	70	50	18+5	£2.80
2011	70	50	18+8	£3.00
2000	101	60	13+13	£3.50
2001	119	59	23+13	£3.75
2002	125	60	26+12	£4.10
2003	160	82	34+19	£4.60
1021	107	75	45 Front Panel Angle (60)	£3.50
1023	160	100	60 Front Panel Angle (50)	£4.60
1024	128	187	67 Front Panel Angle (35)	£6.10
1025	140	80	60 Front Panel Angle (40)	£4.65

All above quoted prices are 1-off + included Postage & Packing + VAT.

### COMPREHENSIVE RANGE OF TRANSFORMERS & WINDING SERVICE AVAILABLE

Printed circuit boards for various Practical Wireless Projects supplied.

PHONE FOR DETAILS

Terms are strictly by cheque or Postal Orders with order.

Please write or Tel. for more information to:



Electronic & Mechanical Products Ltd.,  
3 Crown Buildings, Crown Street, London SE5 0JR.  
Tel: 01-703 2311/2 Telex: 886379

For Goods in stock, please allow 4 days delivery.

## GAREX THE SCANNER SPECIALISTS

### J.I.L. SX-200-N - THE SUPERIOR SCANNER

- ★ The choice of the professionals
- ★ AM + FM all bands
- ★ Wide coverage: 26-88, 108-180, 380-514MHz
- ★ 16 memories ★ Positive action keyboard
- ★ Proven reliability ★ 12v DC & 230v AC
- ★ S-meter & 96-108MHz converter available

£325

### REVCO RS-2000-E - THE VERSATILE SCANNER

- ★ 70 memories ★ AM + FM all bands
- ★ Covers: 60-180MHz (no gap), 380-520MHz
- ★ Search & store of active channels
- ★ All the usual search & scan functions
- ★ 12v DC & 230v AC operation
- ★ Counts activity of selected channel

£259

### J.I.L. SX-400 - THE PROFESSIONAL SCANNER

- ★ Designed for easy plug-in expansion
- ★ Basic coverage 26-520MHz (no gaps)
- ★ AM + FM (manual, automatic or programmable)
- ★ Computer interfacing for limitless memory, remote control & data logging
- ★ Switchable channel spacing & I.F. bandwidths
- ★ I.F. output terminals (10.7MHz & 455KHz)
- ★ Specifications set by the professionals

£625

Regulated mains adaptor for SX-400

£29.50

SX232 (RS232 interface) now available

£224.25

### RF CONVERTERS AVAILABLE

RF8014 (800MHz - 1.4GHz) £249.95

RF5080 (500 - 800MHz) £249.95

RF1030 (100KHz - 30MHz) P.O.A.

ACB300 (Auto antenna control box) £126.50

### REGENCY HX2000 - HANDHELD SCANNER

- ★ Covers: 60-90, 118-175, 406-496MHz
- ★ AM + FM all bands ★ 5, 10, 12½KHz steps
- ★ All the usual scan & search functions
- ★ 20 memories. Nicads, charger, flexiwhip antenna

£269

### ★ REVCON ★

A superb quality 16 element, all British made VHF/UHF broadband fixed station aerial from Revco. Ideally suited to all scanners and other VHF/UHF Receivers  
Covers 50-500MHz PRICE £27.45 inc

### ASK FOR OUR LIST OF SECONDHAND SCANNER BARGAINS

CRYSTALS FOR NR-56, SR-9, SR-11, TM-56B. We have a range of 2m & VHF Marine band crystals for these receivers at £3.00 each (+20p post per order). Please phone to check stock.

RESISTOR KITS a top selling line for many years. E12 series, 5% carbon film, 10w to 1m, 61 values, general purpose rating ¼W or ½W (state which).

Starter pack 5 each value (305 pieces) £3.10

Standard pack 10 each value (610 pieces) £5.55

Mixed pack, 5 each ¼W + ½W (610 pieces) £5.55

Giant pack, 25 each value (1525 pieces) £13.60

DC/DC TRANSISTORISED INVERTERS 12V input, 400V 200mA rectified and fully smoothed output £9.50

This unit is a chassis section cut from used R/T equipment, tidied, fully wired & tested. Free-standing but no luxuries like cabinet. 24v version - same price. SAE for details.

We have in stock a very large range of spare parts for PYE RADIOTELEPHONES. Models include Olympic, Westminster, Whitehall, Europa, Mascots and PF70 Series. Parts also available for Cambridge, Vanguard etc. etc.

### SAE FOR FREE EXTENSIVE LIST

GAREX FM DETECTOR and squelch conversion for Pye R/T equipment Ready Assembled, full instructions. Tailor-made, easy-fit design, replaces existing squelch board, with minimum of modifications. For AM Cambridge £6.30; for Vanguard AM25B (Valve RX) £6.10; for Transistor Vanguard AM25T £6.95.



### MAIN DISTRIBUTOR OF REVCO PRODUCTS

PRICES INCLUDE UK P&P and 15% VAT

Goods normally despatched by return



Phone now for details of our interest free credit

## GAREX ELECTRONICS

7 NORVIC ROAD, MARSWORTH, TRING,  
HERTS, HP23 4LS

Phone 0296 668684. Callers by appointment only

MAIL ORDER/RETAIL SALES

## ANTENNA BITS

HI-Q Balun 1:1 5kW P.E.P.	11.95 (4.00)
7-1MHz RALTRAPS - white epoxy - pair	8.95 (1.50)
Self amalgamating Tape 10m x 25mm	3.95 (0.75)
T-piece Polyprop. Dipole centre	1.50 (0.50)
Polyprop Strain insulators	0.50 (0.10)
Small ceramic egg insulators	0.50 (0.10)
Large ceramic egg insulators	0.75 (0.10)
75 ohm twin feeder - Light duty per metre	0.16 (0.04)
300 ohm ribbon feeder - per metre	0.14 (0.04)
300 ohm slotted - per metre	0.22 (0.04)
URM67 low loss coax 50 ohm - per metre	0.65 (0.20)
UR76 50 ohm coax - per metre	0.25 (0.05)
UR70 70 ohm coax - per metre	0.30 (0.05)
4mm Polyester Guy Rope (400Kg) per metre	0.18 (0.04)

## H.F. RECEIVERS

Icom IC-R71 Gen. cov. receiver	729.00	—
Icom IC-R70 Gen. cov. receiver	629.00	—
Trio R 2000 Gen. cov. receiver	479.00	—
Trio VC 10 VHF conv. 118-174MHz	128.00	—
Yaesu FRG 8800 Gen. cov. receiver	559.00	—
Yaesu FRV 8800 VHF conv. receiver	90.00	—
Trio R600 Gen. cov. receiver	299.00	—
Yaesu FRT 7700 Receiver a.t.u.	49.85	(1.50)

## UHF/VHF RECEIVERS

A.O.R. AR 2001 25-500MHz	378.00	—
J.L.L. SX 200N	299.00	—
J.L.L. SX 400	598.00	—
F.D.K. ATC 720 Airband handheld	189.00	—
F.D.K. RX 40 141-179MHz handheld	159.00	—
R 532 Airband 100 memory 12V d.c.	189.00	—

## ANTENNA SWITCHES

SA 450 2 way diecast SO 239 (500MHz)	14.95 (0.75)
SA 450N 2 way diecast N plug (500MHz)	19.95 (0.75)
CH 20A 2 way Welz SO 239 (900MHz)	22.95 (1.00)
CH 20N 2 way Welz N plug (900MHz)	41.90 (1.00)
DRAE 3 way SO239 skts	15.40 (0.75)
DRAE 3 way N skts	19.90 (0.75)

## H.F. TRANSCEIVERS

TRIO TS 930S	£1350	YAesu FT 757GX	£829
TRIO TS 430S	£769	ICOM IC 745	£899
TRIO TS 830S	£832	YAesu FT 980	£1650
TRIO TS 530SP	£735	YAesu FT 77	£479

## VHF/UHF BASE TRANSCEIVERS

TRIO TS 711E	£831	TRIO TS 811E	£964
ICOM IC 271E	£729	ICOM IC 471E	£829
TRIO TS 780	£981	YAesu FT 726R (2M)	£869

## VHF/UHF MOBILE TRANSCEIVERS

TRIO TW 4000A	£536	YAesu FT 2700R	£559
TRIO TS 9130	£499	ICOM IC 290D	£479
TRIO TM 211E	£396	TRIO TM 411E	£452
TRIO TM 201A	£309	TRIO TM 401A	£340

## VHF/UHF PORTABLE/HANDHELD

YAesu FT 290R	£349	YAesu FT 203R	£195
TRIO TH 21E	£188	TRIO TH 41E	£214
ICOM IC 2E	£199	ICOM IC 4E	£259
ICOM IC 02E	£269	ICOM IC 04E	£279
YAesu FT 209RH	£245	YAesu FT 209R	£239

Goods normally despatched within 24 hours

**BREDHURST ELECTRONICS LTD. — HIGH ST — HANDCROSS — W. SUSSEX — 0444 400786** E&OE

# R. WITHERS COMMUNICATIONS

584 Hagley Road West, Oldbury  
Warley B68 0BS  
Tel: 021-421 8201/2 (24 hr Answerphone)



**For the Fairest Deals and the Best Service Back-Up Call RAY G4KZH or PHIL G40HK. We look after you! Full range of Yaesu, Icom, Trio, etc. Some at pre-increase prices — phone for latest stock levels**

## NEW PRODUCTS EXCLUSIVE TO R.W.C.

### 10 Mtr MOD BOARD



This is a complete modification board designed to fit all CB radios that incorporate the SANYO LC7137 series of synthesizer chip, the unit comprises of a small pcb with six microchips and fits almost all current legal (CB 27/81) radios, the unit is supplied with full fitting instructions and can be fitted easily by most enthusiasts, with the current upsurge in interest in this band demand has been high as this means that over 90% of current CB radios can now be used on 10 mtr amateur band. See other ads for more information. Over 300 sold in 2 months! Complete radios available.

PRICE  
**£22.50**  
+ £1.00 post and packing

### A.R.M. MULTI P6 ANTENNA

Probably the most versatile  
Antenna ever designed

PRICE  
**£34.50**  
+ £2.50 carriage

This is one of the most exciting new products to be launched by RWC and is the result of many months of development by Antenna Research Manufacture based in Devon. The antenna has been designed to meet the growing popularity in multimode portable and mobile operation and is capable of being used on both vhf and uhf in both horizontal and vertical polarization modes, both portable and mobile. The antenna has the facility of being used as both omni-directional or directional modes as well as having capability of DF function. No ground-plane or radials are required and the antenna can therefore be used in a variety of applications on frequencies between 140-450 mhz. Colinear elements @ £4.75.

★ SEE THE REVIEWS ★

### ANNOUNCING THE SUPER YAESU FT757GX

- The modification serves two major purposes
- (1) to improve VFO tuning and eliminate "VCL GLITCH"
- (2) to increase tuning speed from 5khz per dial revolution to 50khz per dial revolution (selectable on the 500khz step switch)
- UK price is £29.50 for the built and tested pcb with complete fitting instructions and £39.50 plus carriage for a unit factory fitted and tested. Delivery 7-10 days.

### RAYCOM MODULAR RF AMPLIFIERS



S.A.E. for full range & prices  
A complete range of linear and fm amplifiers for use with both VHF and UHF hand portables and multimode portables such as the YAESU FT290R and FT790R. Power output from 15W to 45W depending on model (eight are available). All units feature Mitsubishi or Toshiba power modules as used in the majority of mobile and base radio transceivers. Two versions are also available for business radio applications. We import Mitsubishi modules direct from Japan. Please enquire for full specifications and prices.

PRICE example  
**£48.50** for the  
25W vhf F.M. model  
+ £2.00 post

Call 021-421 8203 or Telex 33403G TXAGWM Prestel 214218216

**ALL PRODUCTS ARE EXCLUSIVE TO R.W.C. — DEALER AND EXPORT ENQUIRIES WELCOME**

## TONO FOR RTTY. 5000E

From the famous TONO stable comes the new THETA — 5000E now ready to send and receive AMTOR as well as CW, RTTY, and ASCII.

Features include: - 5" high resolution monitor displaying 400chr. x 16 lines x 2 pages, ARQ/FEC, time clock, Selcal (Selective calling), high speed RTTY demodulator — up to 300 bauds (600 baud using TTL level); 3 shifts (170,425 and 850 Hz) and two tones (2125 and 1275 Hz); manual or automatic Tx/Rx; Battery back-up memory (72 chars x 7 channels and 24 chars x 5 channels); type ahead correctable buffer memory; Morse code 5 — 100 wpm (variable weights) + autotrack on receive; CW practice feature with random generator; Automatic CR/LF with wrap around display; Automatic letters code insertion; Printer interface; Bargraph LED meter for tuning; TOR A, B and L — the list goes on and on..... Power requirements by the way are AC mains or 13.8v DC.



**Thanet Electronics Ltd**

143 Reculver Road, Herne Bay, Kent, Tel: (0227) 363859/363850





**WPO COMMUNICATIONS**

## HOME CONSTRUCTORS —

*Why not join the ranks of satisfied customers building our products? We supply kits with copious instructions, all parts and specialise in HF Projects which really work!*

**MICRON — 6 BAND HF CW QRP TRANSCIVER.** Our latest kit for the QRP enthusiast covering 80, 40, 30, 20, 15 & 10 metres CW. 6-10W o/p fully filtered and variable. Sensitive Rx with AGC, S Meter, RIT, Attenuator, switchable filtering etc. Screened, solder masked pcbs and detailed instructions. Custom case/Digital display/Internal ATU/SWR metering available. Prices start at £99.50 for 2 band basic pcb kit (state bands) or £145 for 6 band basic kit. Case and Hardware @ £46.20, Display Kit @ £38.50 and ATU at £37.00. All the above for £241.00. Optional Preamp @ £15.00.

**DSB80 —** over 1,000 sold since its introduction. A QRP Rx/Tx (VFO controlled) for 80 or 160m, 2W+ output with a very sensitive Rx. Complete pcb kit for either band £39.95, or with a punched (plain finish) aluminium case/hardware & digital display for £85.00. Kit and Case @ £82.00.

**ALPHA —** our 50W full specification SSB Transceiver for either 20 or 160 metres. 90dB + Dynamic Range all on a single pcb. Complete with custom case/hardware/digital display and mobile mounting bracket for £179.95. Variable RF output down to 4W. Sidetone and lots of other features. Optional CW filtering available.

**UNIVERSAL MORSE MEMORY —** our unique digital storage device which can be used with any type of key, including HAND keys. Totally variable message time from 10 seconds to 2 minutes at any input/output speed. Ideal for Contests, CQ Calling etc. Special MS version (1-15 seconds). 9v battery or external 12v supply needed. Ready Built @ £52.45. Works just like a variable speed tape recorder!

**PARAMETRIC EQUALISER —** tired of poor microphone response? Or is your voice lacking punch? Then you need this — the professional method suitable for SSB or FM/AM. Not like Standard Audio processors, this has variable frequency LOW and HIGH band controls, 12dB BOOST/CUT controls, and variable SHELVEING. VOGAD controlled Hi-Lo Z input, and output Gain control. ALSO, it has an internal 2W AF amplifier and can be used to improve your receiver frequency response if you prefer! Please state 4 or 8 pin MIC input. PPE-1 — £53.45 as a Kit or £72.45 Ready Built. Kit & Built versions both come with low profile Custom Case. Need +12v supply.

**SPEECH PROCESSOR —** popular AF Processor with VOGAD and lots of filtering for low distortion and suitable for any mode. Uses SL6270. Pcb Kit only £14.65.

**ALL PRICES INCLUDE VAT AND POST. DELIVERY 7-28 DAYS OR QUICKER IF POSSIBLE.**

Export a pleasure — Europe use UK prices, rest of world UK + 5%.

— Full Catalogue 50p in stamps please.

**ACCESS/VISA — USE OUR 24 HOUR ANSWERING SERVICE ON**

**07918 6149**

MAIL ORDER ONLY or via our Agents, Photo Acoustics. ORDER YOUR WPO KIT NOW!

20 FARNHAM AVENUE HASSOCKS WEST SUSSEX BN6 8NS

## TRANSFORMERS

## EX-STOCK

## INVERTERS

MAINS ISOLATORS				50/25V or 25-0-25V				30/15V or 15-0-15V 2x15V				100W			
Pri/Sec 0-120V x 2 (60-1KVA Tap Secs)				2x25V Tap Secs. Volts available 5, 7, 8, 10, 13, 15, 17, 20, 25, 30, 33, 40, 20-0-20 or 25-0-25V				Tap Sec. Volts available 3, 4, 5, 6, 8, 9, 10, 12, 15, 18, 20, 24, 30 or 15-0-15V.				250W 500W 1000W			
VA	Price	P&P	Secs	50V	25V	Price	P&P	30V	15V	Price	P&P	CONSTANT VOLTAGE TRANSFORMERS 1%			
20	6.11	1.70										Spike-free stable mains			
60	9.96	1.89										120VA £148.00			
100	11.63	2.10	0.5	1	4.34	1.47	0.5	1	3.35	1.26		250VA £179.69			
200	16.47	2.36	1	2	5.28	1.50	1	2	4.64	1.48		500VA £219.91			
250	19.92	2.77	2	4	9.12	1.94	2	4	7.34	1.89		1kVA £338.40			
350	24.64	2.84	3	6	10.36	1.96	3	6	8.50	1.95		2kVA £594.50			
500	30.69	3.10	4	M	8	14.80	2.22	4	M	8	15.19	6kVA £1587.00			
1000	55.65	4.20	6	P	12	18.91	2.30	6	P	12	22.50				
1500	71.79	4.95	8	P	16	26.75	2.86	8	P	16	29.58				
2000	86.38	5.36	10	S	20	31.43	3.20	10	S	20	34.26				
3000	121.12	6.04	12	S	24	37.99	3.36	12	S	24	41.92				
6000	258.79	7.04													
400/440V ISOLATORS to 200/240V C.T.				60/30V or 30-0-30V Pri. 2x120V. 2x30V Tap Secs. Volts available 6, 8, 10, 12, 16, 18, 20, 24, 30, 36, 40, 48, 60, 24-0-24 or 30-0-30V.				105, 115, 220, 230, 240V For step-up or down							
VA	Price	P&P	Secs	60V	30V	Price	P&P	105V	115V	220V	230V				
60	9.96	1.89													
100	11.63	2.10													
200	16.47	2.36	0.5	1	4.93	1.58									
250	19.92	2.52	1	2	7.51	1.80									
350	24.64	2.84	2	4	9.66	2.00									
500	30.69	3.10	4	M	8	13.96	2.10	80	5.08	1.49					
1000	55.65	4.20	6	M	10	15.91	2.31	150	7.36	1.89					
2000	86.38	5.50	10	S	16	20.11	2.78	350	8.96	1.76					
3000	121.14	6.04	12	S	20	22.95	2.36	500	13.96	2.34					
6000	240.19	7.04	16	S	24	32.28	3.20	1000	23.84	2.90					
								1500	29.58	3.35					
								2000	44.24	4.20					
								3000	75.22	5.10					
								4000	113.71	5.10					
12/24V or 12-0-12V 2x12V Secs. Pri. 240V				MINIATURES (SCREENS)				CASED AUTOS				WIRELESS WORLD			
12V	24V	Price	P&P	Sec V	A	Pri	P&P	5000	113.71	O/P	VA	Price	P&P	MODEM project 6000C line isolator + mains transformers £6.50 inc. V.A.T.	
0.3	15	2.53	.95	3-0-3V	2	3.26	.96					METAL OXIDE 1/4W 5%			
1	5	3.35	1.38	6x2	1A x2	3.62	1.30					ELECTROSIL TM			
2	1	4.46	1.42	9-0-9	.1	2.72	.96					RESISTORS £1/100			
4	2	5.15	1.58	9x2	0.33x2	2.53	.96					12, 33, 47, 390, 430, 510, 560, 1K, 1K1, 1K3, 1K6, 1K8, 2K, 3K, 39K, 15K, 16K, 24K, 27K, 39K, 56K, 82K, 100K, 110K, 120K, 130K, 150K, 200K, 220K, 270K, 300K. p.p 20p			
6	4	8.07	1.72	8-9x2	5x2	3.53	1.30					EDUCATIONAL METERS			
8	6	9.43	1.89	15x2	1A x2	4.48	2.31					Finger screw front terminals 0-10A, or 0-30V DC 78x98mm			
10	8	10.43	1.99	15x2	2A x2	2.53	.96					£3.98 + 50p P&P			
12	10	11.63	2.10	15x2	3x2	3.53	1.30								
16	12	13.42	2.33	20x2	4A x2	5.07	1.70								
20	10	18.33	2.58	20x2	5A x2	5.07	1.70								
30	15	22.79	2.88	15-20x2	1A x2	7.56	1.74								
60	30	44.69	4.46	15-27x2	5A x2	5.07	1.70								
83	41	53.76	4.95	15-27x2	1A x2	7.56	1.74								
96/48V. Pri. 2x120V Secs. 2x36/48V				0-CT-15V 5A				WINDING SERVICES				3VA-15KVA 2 or 3-phase Plus Toroids			
72/36	36/48	P&P	Stock items by return				PLEASE ADD 15% VAT TO ALL ITEMS AFTER P&P.								
0.5	1	5.64	1.27												
2	4	9.30	1.52												
3	6	18.68	2.52												
5	10	33.84	3.36												
6	12	42.38	3.58												
8	16	46.23	3.98												

Barrie Electronics Ltd

Unit 211, Stratford Workshops

Burford Road, London E15 2SP

Tel: 01-555 0228 (3 lines)


# Oryx

## clamp down on production problems

With PANAVISE you securely position your work exactly where you want it. PANAVISE tilts, turns and rotates and the range includes interchangeable heads and base mounts.

In this range of professional robust bench tools there is a unit to fit your every requirement.

Also illustrated is a small selection of Oryx Inserters and Extraction tools.



## Oryx - advanced design at an ordinary price

**GREENWOOD ELECTRONICS DISTRIBUTORS**

Toolrange 0734 22245 Reading, S.T.C. Electronic Services 0279 26777 Harlow. Verospeed 0703 641111 Eastleigh. Electroplan 0763 41171 Royston. Hovnt Electronics 021 784 2485 Birmingham. Engineering and Electronic Supplies 0639 54162 Wales. Cobbies 01-699 2282 London. Buck & Hickman U.K. Anglia Components 0945 63281 Cambridge. E.I.C. Ltd. 0727 36311 St. Albans. Willowvale Electronics 0734 860158 Reading. Longs 09328 61241 Surrey.

Please telephone or write for further information to:

**Greenwood Electronics** Portman Road, Reading, Berkshire, RG3 1NE  
Tel: Reading 0734 595844. Telex: 848659

PW

# C. M. HOWES COMMUNICATIONS

## FUN TO BUILD KITS BY MAIL ORDER

Make a useful addition to your station, and at the same time enjoy the satisfaction of building your own equipment, with a kit from C. M. HOWES COMMUNICATIONS. Our kits use good quality parts, a glass-fibre printed circuit board, and come with good, clear instructions and all board mounted components. Our circuit boards have the component locations screen-printed on them for easy assembly. The instructions are written with the first time builder in mind. You do not have to be an "old hand" at construction to build a worthwhile, interesting project. Enhance your station for a modest outlay!



Have YOU ever felt your signal could do with being a little more audible? Add some extra "punch" to your modulation with a **HOWES AP3 Speech Processor**. The AP3 boosts the average power level of your modulation to make the signal more readable under noisy or weak signal conditions. It really can make the difference between working a station and failing to get through.

The AP3 features a Plessey VOGAD chip for automatic voice level compensation. You can shout or whisper and the transmitter is still fully modulated. There are four levels of clipping, selectable in approx 6dB steps and the unit automatically turns itself on and off from your microphones' PTT line, so saving battery drain. Active filtering is employed to give good clean, clear audio. We have sold over a thousand AP3s and they have built up a very good reputation on the air. You can read about building the AP3 in a 5 page article in the Sept. 83 issue of "Ham Radio Today".

**AP3 Kit £15.90. Assembled PCB module £21.40.**

### EM1 ELECTRET MICROPHONE CAPSULE

Not really a kit as such, the EM1 is the microphone capsule included in the CM2 kit. We sell it separately so that you can use it with our AP3 to build a sophisticated, speech processed desk mic. Useful for many other projects too.

**EM1 capsule and instructions for use with AP3 £1.90.**

### ST2 CW SIDE-TONE/PRACTICE OSCILLATOR

The ST2 provides a nice sounding sine wave note of approx 800Hz at up to 1W. It can work from your key, or by RF sensing. In use by many Morse classes, and suitable for the CTX80. Read about it in "Beginners' Workshop" in the Jan. 85 issue of "Amateur Radio".

**ST2 Kit £7.30. Assembled PCB module £10.80.**

## 139 HIGHVIEW VIGO, MEOPHAM, KENT, DA13 0UT. FAIRSEAT (0732) 823129

### DeRx DIRECT CONVERSION COMMUNICATIONS RECEIVER

The HOWES DeRx is a low cost, easy to build, amateur band receiver. It has been designed with the newcomer to the hobby in mind. Single band versions are available to cover 160, 80 or 20/30 meter bands. The receiver runs off a nominal 12V DC supply and will deliver up to a watt into a 'speaker or headphones. The kit comes complete with ready-wound coils and requires very little attention. Read the review of this kit by G3RJV in the May 84 issue of "Shortwave Magazine". The DeRx is used by many QRP (low power) operators as well as Short Wave Listeners.

Don't be put off by the low price, this receiver works well and is capable of world-wide reception. Modes SSB and CW. A case and two tuning capacitors are the only major parts to add to finish your receiver. We have suitable tuning capacitors for all but the 160M version, at £1.50 each while stocks last.

**DeRx Kit £14.80. Assembled PCB £19.90. PLEASE STATE WHICH BAND YOU REQUIRE.**

### CTX80 LOW POWER CW TRANSMITTER FOR 80M

The CTX80 has adjustable output power up to about 5W RF. It runs from a nominal 13.5V DC supply and has built in key-click suppression and a 5 element low-pass output filter. The transmitter is crystal controlled (one crystal included), but can be used with our CTX80 VFO for full band coverage. This kit is proving very popular - easy to build, and the output transistor will survive if you forget to plug in the antenna! Build yourself a QRP station for holiday, portable or home station use. Several customers have told us they have worked over 20 countries with their CTX80s in just a few weeks.

**CTX80 Kit £12.95. Assembled PCB module £18.95.**

### CVF80 80M VFO KIT FOR USE WITH CTX80 and DeRx

A stable FET VFO with two independently buffered outputs. Will drive a CTX80 and if you like, a DeRx, for transceive operation IRT (clarifier) control for offsetting the receive frequency. On-board voltage stabilisation. The circuit uses 9 transistors and 3 diodes. Can be FM modulated if required, and you can hook up your frequency counter for full digital readout. 10 to 15V DC operation. You will require a tuning capacitor to go with this item. The same type as used for the DeRx is fine. Now you can build yourself a really nice little CW transceiver for 80 Meters using the DeRx/CTX/CFV combination.

**CVF80 Kit £9.30. Assembled PCB module £14.90.**



If you would like any further information on any product, simply drop us a line, enclosing an SAE. We have an information sheet on each kit.

**PLEASE ADD 60p P&P** to your total order value.

Delivery normally within 7 days.

**73 from Dave, G4KQH Technical Manager.**

## The New 1985 Catalogues from Telecomms

### 934 Mhz Personal Radio Edition

For the first time in the UK a fully comprehensive catalogue of equipment for this exciting new band, together with many pages of vital technical information. Send £1 now for your copy and receive a £2 Telecomms Voucher.



### 27 Mhz CB & Amateur Radio Edition

Over 40 pages crammed full of CB products for the UK together with useful technical information. This catalogue is a must for any 27 Mhz CB or amateur radio enthusiast. Send £1 today for your copy and receive a £2 Telecomms Voucher.



**THE UK'S LEADING PERSONAL RADIO DISTRIBUTOR**

189 London Road, North End, Portsmouth, Hants. PO2 9AE. Tel: (0705) 662145. Telex: 869107. Telcom G.

## RST

MAIL ORDER CO.  
Langrex Supplies Ltd.  
Climax House,  
159 Fallsbrook Road, Streatham, SW16 6ED.  
**SPECIAL EXPRESS MAIL ORDER SERVICE**

AZ31	2.75	EM81	2.50	PL509	6.00	6AK5	5.99	6L6G	3.00
CL33	4.00	EM87	2.50	PL519	6.00	6AL5	1.50	6L6GC	3.50
DY867	1.50	EN91	6.50	PL802	6.00	6AM6	6.02	6L7	2.50
DY802	1.50	EY51	2.75	PY33	2.50	6AN5	4.75	6L6C	7.50
E88CC	8.42	EY86	1.75	PY81	1.50	6AN5A	3.50	607	3.75
E190F	10.20	EY88	1.75	PY82	1.50	6AQ5	2.25	607A	3.00
E810F	35.48	EY500A	3.00	PY83	1.25	6AR5	25.00	607C	2.75
EABCB0	1.25	EZ80	1.50	PY88	2.00	6AS6	8.66	607D	3.50
EB91	1.50	EZ81	1.50	PY500A	4.00	6ASTG	8.75	607E	3.00
EBF80	1.50	GY501	3.00	PY800	1.50	6AT6	1.25	607F	3.25
EBF89	1.50	GZ32	4.00	QV02-6	31.80	6AUSGT	5.00	607GT	3.00
EC31	8.00	GZ33	4.75	QV03-10	23.50	6AU6	2.50	607GT	2.75
EC33	4.95	GZ34	3.00	QV03-20A	687	6AUR	3.75	607GT	2.50
ECC35	4.50	GZ37	4.75	QV06-40A	48.38	6B7	3.25	607GT	2.25
ECC81	1.75	KT61	5.00	QV06-40A	75.00	6B8	3.25	607GT	2.00
ECC82	1.75	KT66	15.00	QV03-12	6.80	6BA6	1.50	607GT	1.75
ECC83	1.75	KT77	12.00	R18	3.00	6BA7	5.00	607GT	1.75
ECC85	1.75	KT88	20.00	R19	9.24	6BB6	2.50	607GT	1.75
ECC88	3.50	N78	15.00	SP41	6.00	6BB6	2.50	607GT	1.75
ECC91	8.93	OA2	3.25	SP61	4.00	6BB6	2.50	607GT	1.75
ECH80	1.50	OB2	4.35	U19	13.75	6BB7	2.00	607GT	1.75
ECH35	3.00	OC3	2.50	U25	2.50	6BB8A	3.50	607GT	1.75
ECH42	3.50	OD3	2.50	U26	2.50	6BS7	6.00	607GT	1.75
ECH81	3.00	PC86	2.50	U37	12.00	6BW6	6.00	607GT	1.75
ECL80	1.50	PC88	2.50	UAB30	1.25	6BW7	1.50	607GT	1.75
ECL83	3.00	PC82	1.75	UBF89	1.50	6BZ6	2.75	607GT	1.75
ECL86	1.75	PC37	1.75	UCH42	2.50	6C4	1.25	607GT	1.75
EFL37A	5.00	PC900	1.75	UCH81	2.50	6C6	3.50	607GT	1.75
EF39	2.75	PCF80	2.00	UCL82	1.75	6CB6A	2.50	607GT	1.75
EF41	3.50	PCF82	1.50	UCL83	2.75	6CD6GA	5.00	607GT	1.75
EF42	4.50	PCF86	2.50	UF89	2.00	6CL6	3.75	607GT	1.75
EF50	2.50	PCF801	2.50	UL41	5.00	6CH6	13.00	607GT	1.75
EF54	5.00	PCF802	2.50	UL84	1.75	6CWA	8.00	607GT	1.75
EF55	3.50	PCF805	1.70	UY41	2.25	6D6	3.50	607GT	1.75
EF80	1.75	PCF808	1.70	UY85	2.25	6D05	6.00	607GT	1.75
EF86	3.50	PCH200	3.00	VR105/30	2.50	6E8	3.00	607GT	1.75
EF91	2.95	PL82	2.00	VR150/30	2.50	6E85	1.85	607GT	1.75
EF92	6.37	PL83	2.00	Z759	2.50	6F6	3.00	607GT	1.75
EF183	2.00	PL84	2.00	Z803U	25.00	6G45	2.75	607GT	1.75
EF184	2.00	PL85	2.50	2D21	3.25	6H6	3.00	607GT	1.75
EH90	1.75	PL86	2.50	3B28	40.00	6HS6	3.77	607GT	1.75
EL32	2.50	PL805	2.50	4CX208	45.00	6J5	4.50	607GT	1.75
EL33	4.00	PD500	6.00	5R4GY	3.50	6J6	8.93	607GT	1.75
EL34	4.00	PFL200	2.50	5U4G	3.00	6J7	4.75	607GT	1.75
EL36	2.50	PL26	2.50	5V4G	2.50	6J8BA	5.00	607GT	1.75
ELL80	19.00	PL81	1.75	5Y3GT	2.50	6J8C	6.00	607GT	1.75
EL81	5.25	PL82	1.50	5Z3	4.00	6K4N	2.50	607GT	1.75
EL84	2.25	PL83	2.50	5Z4GT	2.50	6K6GT	2.75	607GT	1.75
EL86	2.75	PL84	2.00	630L2	1.75	6K7	3.00	607GT	1.75
EL91	9.69	PL504	2.50	6A87	3.00	6K8	3.00	607GT	1.75
EL95	2.00	PL508	2.50	6A86	5.00	6KD6	7.00	607GT	1.75
EL360	8.50							607GT	1.75

Open daily to callers Mon-Fri 9 a.m.-5 p.m.  
Valves, Tubes and Transistors - Closed Saturday  
Terms C.W.O. only, allow 7 days for delivery. Tel. 01-677 7424/7.  
Prices excluding VAT add 15%  
Quotations for any types not listed S.A.E.  
Post and packing 50p per order  
Telex 946708  
Prices correct when going to press

**AE**

# FRG-9600

## VHF/UHF COMMUNICATIONS RECEIVER



The FRG-9600 is an all mode scanning receiver that provides features never offered before, covering 60 through 905 MHz continuously, with 100 keypad programmable memory channels.

FM wide, FM narrow and AM wide and narrow, SSB (single sideband) reception up to 460MHz, and the new ACSB mode. Seven tuning/scanning rates between 100Hz and 100kHz assure fast and efficient scanning while still permitting easy tuning or narrowband signals.

Scanning system allows either full or limited (keypad programmed) band scanning memory channel scanning, with auto-resume. Carrier sensing scan stop, audio scan stop sensing is also selectable to avoid stopping on inactive "carrier-only" channels. Scanning steps are selectable, indicated on the front panel display. Signal strength is indicated by a two-colour graphic S-meter. A 24-hour clock/timer recorder output automatic power on/off switching and recording Multiplexed (FM wide) output, AF and RF mute and other control signals for maximum expansion potential.

The Yaesu CAT System provides a direct control link to the cpu allowing operators with personal computers to add virtually unlimited customized control functions.

12 VDC, using the optional PA-4B/C AC adapter from the AC line.

An optional Video IF Unit is available for reception of TV pictures (NTSC format) on a video monitor.

**Main Importer and distributor**  
**Yaesu Musen**


Telephone 021-327 1497/6313  
Telex 334312 Perlec G

**AMATEUR**  
**ELECTRONICS** **AE** **LIMITED**

510/512 Alum Rock Road  
Alum Rock  
Birmingham B8 3HX

# S.E.M.

**UNION MILLS, ISLE OF MAN**  
**Tel: MAROWN (0624) 851277**



**SEMFACT** - Our Transmatch used with twin feeder can eliminate interference from local TVs.

**S.E.M. TRANZMATCH.** The most VERSATILE Aerial Matching (Tuning) Unit available. Matches 15-5,000 ohms BALANCED or UNBALANCED feeders up to 1 KW. Air coupled BALUN (no toroids) means no connection to equipment, which can cure TVI both ways. An SO239 and screw terminals for CO-AX, END FED or TWIN FEEDERS. Size 8 3/4" x 4" x 7 1/4". 3.5-30MHz £89, 1.8-30MHz £99. The highly acclaimed EZITUNE built in (see below) £29.50 extra. 90% we sell have the EZITUNE option. All Ex-stock.

**NEW S.E.M. WAVEMETER.** Have you read your licence? Have you got a wavemeter? Produced following so many requests. 1.5-30MHz in 3 switched bands with a very nice meter. Only £29.50.

**S.E.M. IMAGIC KEYS.** No better fully auto keyer anywhere. Uses Curtis chip. R.F. proof. Sidetone etc. £45. A first class twin paddle key £17.50 Ex stock.

**BRAID BREAKER/Hi PASS FILTER.** Stop TVI at TV. £6.50 Ex stock.

**RF NOISE BRIDGE.** Adjustable 0-infinity ohms, 3" x 1 1/2" x 2" only. SO239s, 1-170MHz. Neat, accurate & economical. £34.50 Ex Stock.

**3 WAY ANTENNA SWITCH** 1Kw SO239s. Good to 2 metres. £17.50 Ex stock. Or 4th position to earth output £19.80 Ex stock.

**S.E.M. 2 METRE TRANZMATCH.** 5 1/2" x 2", 3" deep. SO239s. £27.50 Ex stock.

**S.E.M. EZITUNE.** New circuit. Gives MORE noise & bomb proof operation.

Because no similar unit is made, it's usefulness is not appreciated until you have used one. Eliminates need for S.W.R. bridge.

Clean up the bands, increase your P.A. life by many times, by tuning up without transmitting.

Connects in aerial lead, produces S9 + (1 - 170MHz) noise in receiver. Adjust A.T.U. or aerial for minimum noise. You have now put an exact 50 Ohms into your transceiver. Fully protected, you can transmit through it, save your P.A. and stop QRM. SO239s. 3" x 1 1/2" x 2". £34.50 Ex stock. P.c.b. + fixing + instructions to fit in TRANZMATCH or any ATU £29.50 Ex Stock.



## NEW RANGE

### SENTINEL 2M LINEAR POWER/PRE-AMPLIFIERS

Feature either POWER AMP alone or PRE-AMP alone or both POWER AND PRE-AMP or STRAIGHT THROU when OFF. Plus a gain control on the PRE-AMP from 0 to 20dB. N.F. around 1dB with a neutralised strip line BF981.

Ultra LINEAR for all modes and R.F. or P.T.T. switched. 13.8V. SO239s.

Five Models: Ex. Stock

3/36. 12 times power gain, e.g. 3W in, 36W out. £70

10/50. 10W in, 50W out. £86.

10/100. 10 to 100W. £135.

**POWER SUPPLIES** for our linears 6 amp £34. 12 amp £49.

### SENTINEL AUTO 2 METRE or 4 METRE PRE-AMPLIFIER (R.F. Switched)

1dB N.F. and 20dB gain, (gain control adjusts down to unity) 400W P.E.P. power rating. Use on any mode. 12V 25mA. Sizes: 1 1/2" x 2 1/4" x 4". £29.50\* Ex stock.

**PA5** Same specification as the Auto including 240V P.S.U. £33.00\* Ex stock.

**SENTINEL 2 METRE PRE-AMPLIFIER.** No R.F. switch. £15.00\* Ex stock.

### S.E.M. AUDIO MULTIFILTER (A very good filter at a very good price).

The most versatile filter available. Gives "passband" tuning, "variable selectivity" and one or two notches. Switched Hi-pass, Lo-pass, peak or notch. Selectivity from 2.5KHz to 20Hz. Tunable from 2.5KHz to 250Hz. PLUS another notch available in any of the four switch positions which covers 10KHz to 100Hz. 12V supply. Sizes: 6" x 2 1/2" front panel, 3 1/2" deep, all for only £65.00 Ex stock.

**SENTINEL AUTO H.F. WIDEBAND PRE-AMPLIFIER** 2-40MHz, 15dB gain. Straight through when OFF, 9-12V. 2 1/4" x 1 1/2" x 3". 200W £19.55\* Ex stock.

**SENTINEL STANDARD H.F. PRE-AMP.** No R.F. switching. £12.62\* Ex stock.

**12 MONTHS COMPLETE GUARANTEE INCLUDING ALL TRANSISTORS.**

Prices include VAT and delivery. C.W.O. or phone your credit card number for same day service. \*Means Belling Lee sockets, add £1.90 for SO239s or BNC sockets. Ring or write for more information. Place orders or request information on our Ansaphone at cheap rate times.

Goods normally by return.



# Amcomm of London

CALL NOW  
FOR THE  
LATEST  
PRICES

01-422 9585 FOR FAST DELIVERY

2 YEAR  
GUARANTEE  
on MANY  
PRODUCTS

## Yaesu

FT1 HF Transceiver	P.O.A.
FT980 HF Transceiver	1475.00
SP980 Speaker	64.40
FT77 Mobile HF Transceiver	479.00
FP700 PSU	145.00
FC700 Tuner	105.00
FMU77 FM Board for FT77	28.35
GXF7757 HF Transceiver	759.00
FC757 Auto A.T.U.	245.00
FP757HD Heavy Duty PSU	179.00
FP757GX Switched Mode PSU	140.00
FT290 2m M/Mode Port/Transceiver	329.00
FT290 With Mutek front end fitted	359.00
MMB11 Mobile Bracket	28.75
NC11 Charger	10.75
CSC1 Carrying Case	4.60
YHA15 2m Helical	5.75
YHA44D 70cm 1/2 wave	9.95
YM49 Speaker Mike	20.30
FT230 2m 25W FM	269.00
FT730 70cm 10W FM	239.00
MMB15 Mobile Bracket	14.55
FT203R NEW 2m H/Held/C/W FNB3	185.00
FT209R NEW 2m H/Held/C/W FNB3	239.00
FT208 2m H/Held	209.00
FT708 70cm H/Held	189.00
MMB10 Mobile Bracket	8.80
NC9C Charger	9.60
NC8 Base/station Charger	56.75
PA3 Car Adaptor/Charger	16.85
FNB2 Spare Battery Pack	23.00
YM24A Speaker Mike	23.75
FT726R 2m Base Station	839.00
430/726 70cm Module for above	270.00
MH188 Hand 600 8pin mic	16.85
MD188 Desk 600 8pin mic	64.40
MF1A3B Boom mobile mic	19.95
YH77 Lightweight phones	14.95
YH55 Padded phones	14.95
YH1 Lightweight Mobile H/set-Boom mic	14.95
SB1 PTT Switch Box 208/708	17.25
SB2 PTT Switch Box 290/790	14.55
QTR24D World Time Clock	34.50
FF501DX Low Pass Filter	29.90
YP150 Wattmeter/Dummy Load 150W	97.75

## NEW MODELS

FRG8800 HF Receiver	P.O.A.
FRV8800 Converter 118-175 for above	P.O.A.
FT703 70cm H/Held	P.O.A.
FT709 70cm H/Held	P.O.A.
FT270R 2m 25W F.M.	P.O.A.
FT270RH 2m 45W F.M.	P.O.A.
FT2700R 2m/70cm/25W/25W	P.O.A.
FRG 9600 60-900MHz Scanner	P.O.A.
FL7000 500w HF solid state linear	P.O.A.

**AR 2001  
Receiver  
25/500 MHz  
£339.00 inc VAT  
add £3.50 carriage**



## ANTENNA COUPLERS

THPHC200 1.8-30MHz 20w pep	82.95
THPHC400L 1.8-30MHz 350w pep	149.00
THPHC2000 1.8-30MHz 25w pep	T.B.A.
AMTECH 300B 1.8-30MHz 300w pep	★ STAR BUY ★ 54.00
ICOM ICAT500 AUTOMATIC	399.00
ICOM ICAT1000 AUTOMATIC	1000
YAesu FC 757 AUTOMATIC	245.00
YAesu FC 102 WARC 2Kw	Phone
WELZ AC38 1.8-300MHz	73.95

VAT included. Amtech 300B 1.50 others £6 Securicor.

Prices correct going to press, E. & O.E.  
but may be subject to change  
due to currency fluctuations

## Icom

IC751 HF Transceiver	1239.00
IC745 HF Transceiver	898.00
IC730 Mobile HF Transceiver	P.O.A.
PS15 P.S. Unit	135.00
PS30 Systems p.s.u. 25A	259.00
SM6 Base microphone for 751/745	36.50
IC290D 2m 25w M/Mode	469.00
IC290E 10w M/Mode Mobile	399.00
IC271E 2m 25w M/Mode Base Stn.	699.00
IC271H 100W version of above	889.00
IC25H 2m 45w FM	359.00
IC27E 25W FM mobile	359.00
IC45E 70c 10w FM	345.00
IC47E 25w 70cm FM mobile	449.00
ICBU1 B/U Supply for 25/45/290	24.50
ICR70 General Coverage Receiver	599.00
ICR71 General Coverage Receiver	699.00
IC02E 2m H/Held	259.00
IC2E 2m H/Held	199.00
ML1 2m 10w Linear	89.00
IC4E 70cm H/Held	259.00
IC04E 70cm handheld	269.00
BC30 Base Charger	56.35
HM9 Speaker mic	18.55
IC3 Carry Case	5.50
ICBP3 Std Battery Pack	27.50
BP5 High Power Battery Pack	52.80
CP1 Car Charging Lead	5.50
DC1 12v Adaptor	13.75

## Aerial Rotators

9502B 3 core Light Duty	69.50
AR40 5 core Medium Duty	115.00
KR400 Med/H Duty	109.95
KR500 6 core Elevation	139.95
KR400RC 6 core Medium Duty	132.50
CD45 8 core Heavy Duty	189.95
KR600RC 8 core Heavy Duty	189.50
HAM1V 8 core Heavy Duty	299.00
T2X 8 core Very Heavy Duty	365.00
Hirschman 250	49.50

EMOTO - all models POA

## SWR/POWER METERS

WELZ SP200 1Kw	82.00
WELZ SP300 1Kw	115.00
WELZ SP400 150w	82.00
WELZ SP15M 200w	41.00
WELZ SP250 2Kw	57.75
TOYO TM1X 3.5 150MHz 120w	18.90
TOYO T430 145/430MHz thru line	44.65
watt meter 120w	
TOYO T435 145/435MHz thru line	49.35
watt meter 200w	

VAT included. Add £2 per item carriage.

## VHF LINEAR AMPLIFIERS

THP HL30V 0.5-3w in 30w out	39.99
THP HL82V 10w in 85w out	144.50
THP HL110V 10w in 110w out	179.95
THP HL160V 10w in 160w out	244.52
THP HL160V 25w in 160w out	209.73
MML 144/30LS	75.00
MML 144/50S	92.00
MML 144/100S	149.95
MML 144/100HS	149.95
MML 144/100LS	189.95
MML 144/200S	245.00

## UHF LINEAR AMPLIFIERS

MML 432/30L	139.95
MML 432/50	129.95
MML 432/100	245.00
THP HL20U 1-3w in 20w out	77.99
THP HL45U 10w in 45w out	152.77
THP HL90U 10w in 90w out	268.59
ALINCO ELH250C	114.95

B.N.O.S. complete range also in stock.  
VAT included. Add £2 per item carriage.

CLOSED MONDAY  
HOURS: 10:00 - 5:30  
SAT. 10:00 - 5:00

## ★ NEW ★

**YAESU FRG 9600**  
ALL MODE VHF/UHF SCANNER



60-905MHz, Wide and Narrow AM/FM with 5, 10, 12 1/2, 25 and 100 steps on FM + 1KH/100Hz AM and 1KHz/100Hz SSB and much, much more including optional interface unit for computers and video IF unit for TV reception. Call or Write.  
Call now for price

## HEIL ACCESSORIES

HEIL HC3 Microphone Element	22.85
HEIL HC5 Microphone Element (Icom SM5/6)	25.40
HEIL HM 5 Desk Microphone (300Hz 3KHz) cardoid	59.00
fw	
HEIL MM5 Hand Held Mic with HC3 Capsule	37.00
HEIL SS2 SPEAKER ... see page 10	65.00
HEIL EQ300 Mic Equaliser	65.00
HEIL BM10 802 HEADSET/BOOM MIC	65.00

Carriage and VAT included.

## TELEGRAPH ACCESSORIES

<b>Hi Mound Keys</b>	
HK 708 Hand Key with base	13.67
HK 707 Hand Key with base and dust cover	14.48
HK 706 Hand Key with base and dust cover	15.60
HK 702 Key with marble base and dust cover	29.65
MK 704 Dual lever paddle, no base	12.76
MK 705 Dual lever paddle marble base	23.78
COK-2 Practice oscillator	7.99
KENPRO Iambic Electronic Keyer KP100	79.00
KENPRO Iambic Memory Keyer	169.00

## Bench

BY1 Squeeze Key, Black base	53.95
BY2 Squeeze Key, Chrome base	69.95
<b>Auto CW/RTTY</b>	
Tono 9100E	799.00
Tono 9000E Reader/Sender	P.O.A.
Tono 550 Reader	299.00
Tono 5000E	899.00

VAT included. Add £1 carriage per item.

## UNADILLA/REYCO

The world's finest Traps precision moulded coil forms, all stainless hardware, aluminium tube, iridite finish, absolutely weather proof.  
KW 10 resonant at 28.675  
KW 15 resonant at 21.275  
KW 20 resonant at 14.175

£18.99 inc VAT and Carr

## VHF CONVERTERS ★ Star Buy ★

The following frequencies from any HF Receiver.  
FRV 7700 A 118-150MHz  
B 118-130, 140-150, 50-59MHz  
C 140-170MHz  
D 118-130, 140-150, 70-80MHz  
E 140-150, 150-160, 118-130MHz  
F 150-180, 180-170, 118-130MHz  
All Models £65.00 inc VAT and Carr

Goods normally despatched by return.



**Amcomm**

SERVICES LTD., 194 NORTHOLT ROAD, SOUTH



HARROW, MIDD. HA2 0EN. ENGLAND. (Opp. South Harrow Underground Station)

TEL: 01-422 9585. TELEX: 24263

## 40th Anniversary of the Liberation of the Channel Islands

Radio amateurs in Guernsey will celebrate the 40th Anniversary of the Liberation of the Channel Islands from German occupying forces, by operating a special event station, GB2LIB, from the 9-11 May 1985.

During the course of World War II, the Channel Islands of Guernsey, Jersey, Alderney, Sark and Herm were the only part of Great Britain to be occupied by enemy forces. On Sunday 30 June 1940, German troops landed in Guernsey to begin what turned out to be a five year occupation. The first few years were little different for Islanders than for people in other parts of occupied Europe, but as the war drew to its close, critical shortages of food, medical supplies and other essential provisions meant enormous hardships for the Islanders.

For this reason, the Liberation of the Islands by allied forces on the 9 May 1945 is such a major day of celebra-



tion. On the days mentioned, and in addition to, considerable public celebrations, the special event radio station will be installed in the ancient fortification of Castle Cornet (see photograph) and operated on both the v.h.f. and h.f. bands by a team of local amateurs.

Whilst the callsign GB2LIB has been issued, application has been granted

for a special out-of-sequence callsign, GVOLIB. All contacts will be responded to with a special QSL card and information, plus a souvenir pack.

Further information from: *The Publicity Officer, Peter Rouse GU1DKD, 5/7 Park Street, St. Peter Port, Guernsey, C.I. Tel: (0481) 23451/25893.*

## New Amateur Radio Shop

Lee Electronics Ltd. of 400 Edgware Road, London W2, have opened a new branch and called it North London Communications Ltd.

The new branch stocks the full range of amateur radio products and services, like the parent company, and likewise cellular radio, BT radiophones, land mobile and marine communications equipment is also stocked.

An on-the-spot installation service can be arranged and there is also free car parking for 100 cars at: *North London Communications Ltd., 211 The Broadway, West Hendon, London NW9 7DE. Tel: 01-202 2778.*

## Rallies and Events

The Swindon and District Amateur Radio Club will be holding the Swindon Radio and Electronics Rally '85, on Sunday 12 May, at Oakfield School, Marlowe Avenue, Swindon, starting at 10.00am. Admission will be 50p, with free car parking on-site, and talk-in will be available on S22 and SU18, along with refreshments, childrens' film shows and other family entertainments.

Further details from: *Ken G8SFM, telephone (066 689) 307.*

Maidstone Amateur Radio Society will be holding their Bi-annual Mobile Rally on Sunday 26 May, from 11.00am, at the YMCA Sportscentre,

Melrose Close, Cripple Street, Maidstone, Kent.

Enquiries should be sent to: *Alan Judge G6FZD, QTHR, telephone (0622) 50709.*

The East Suffolk Wireless Revival 1985 has once again been organised by the Ipswich Radio Club, who celebrate their Golden Jubilee this year, and the Martlesham Radio Society.

To be held on Sunday 26 May, at the usual venue, the Civil Service Sportsground, Straight Road, Bucklesham, Ipswich, Suffolk, this popular annual mobile rally will feature all the usual attractions, such as trade stalls, fleamarket, antenna testing range, vintage radio display, plus childrens' play area and model aircraft flying display, to keep the whole family entertained.

For further information, contact: *Jack Tootill G4IFF, 76 Fircroft Road, Ipswich IP12 1HS. Tel: (0473) 44047.*

## Whatever Happened to Centigrade?

Most people have probably dismissed the recent move from centigrade to Celsius in the weather reports as just another case of change for change sake—those bureaucrats in Brussels, etc., etc. In fact, just for once, there's a good reason for the change—to avoid confusion with another meaning for the same word.

The word "centigrade" (meaning one hundredth part of a "grade") is used in some European countries, especially France, as a unit of angular measure. A "grade" is one hundredth of a right-angle, so it's a bit smaller than a degree. In Europe, you can buy protractors in which each right-angle is divided into 100 parts instead of the usual 90.

To complicate matters even further, in Germany and Finland, they've devised two new units of angular measure, a "new minute" which is one hundredth of a "grade" (the same as a centigrade), and a "new second" which is one ten thousandth of a "grade".

All in all, it seems a good idea for temperature to escape into the simplicity of degrees Celsius. Though there was always Fahrenheit, of course!

## Ohm-less?

The US magazine *Worldradio* reports that the official One Ohm Standard kept at the International Bureau of Standards in Paris was recently measured and showed 0.99999999851 ohms. Better check your ohmmeters!

## Insurance

Readers who are interested in applying to the *PW Radio Users Insurance Scheme* are advised to use the coupon published on page 18 of a previous issue.

## Broadcast SSTV

We are often called upon for assistance at *PW* so the prospect of providing a Slow Scan TV demonstration for the local Poole Amateur Radio Society did not seem unusual. However, it turned out that a live interview to promote amateur radio had been organised in conjunction with Two Counties Radio (2CR) and they wanted to broadcast the SSTV material via their m.f. and v.h.f. transmitters. As it happened we had previously arranged to obtain a review sample of the Drae SSTV receiver (Products, February 1985, page 17) together with its demonstration tape—this arrived with 24 hrs to spare and the cassette was hastily despatched to the 2CR studio for duplication onto reel-to-reel format ready for the broadcast. Generous publicity was given before the programme with the listening public being promised TV pictures by radio, which seems to have puzzled more than a few local people, judging by comments made after the event! However, the moment arrived and a 24 second burst of mono SSTV was duly passed and fully decoded at the *PW* offices—another Broadcast milestone? We must confess that the signal strength was quite reasonable, as you might expect when being within 3 km line of sight to a 300W v.h.f. Band II transmitter! It appears that we were not the only successful recipients that day as several reports from both m.f. and v.h.f. sources were received including the dot matrix printout supplied by none other than Grant Dixon G8CGK, one of the foremost exponents of this mode. No, 2CR had not propagated as far as Grant's Herefordshire QTH, but had survived being taped "off air" by his son in Bournemouth, passed via the post and decoded on a Triton computer. The resulting Epson MX-80 F/T3 print-out shown here is the result. Grant has had the system running for some time and

has concluded that a  $4 \times 4$  matrix representation of individual pixels is the best method. Expanded patterns are shown above the print-out with an example of the Gray scale at the foot. Any other contenders for best DX?



## Raynet

If you have ever thought that it would be nice if others could benefit from your hobby, then perhaps the RAYNET organisation has something to offer. There are groups all over the country and in the London area probably the most active is the South West London RAYNET Group. With a current membership of about thirty, the group covers an area comprising the six London Boroughs of Merton, Lambeth, Wandsworth, Richmond, Kingston and Sutton, but are always willing to assist other groups in neighbouring areas. Each of these Boroughs' Town Halls has emergency control rooms equipped with 144MHz and 430MHz band antennas for RAYNET use, and all of the group's members have mobile or portable rigs for 144, not all have 430.

The Royal Borough of Kingston upon Thames recently granted the group a sum of money to assist with their operations and this has enabled them to purchase a caravan which they have completely modified to provide a mobile control station which can support antenna masts. Such is the demand for the groups' services that by February they had already filled their maximum quota (imposed by the licence) of twelve non-emergency

events for 1985 and were having to turn down further requests for assistance. Forthcoming operations include the talk-in stations for the VHF Convention and the BARTG Rally, both to be held at Sandown Park; providing St Johns Ambulance with communications around the routes of marathon runs in Sutton, Hillingdon, Richmond and Kingston; and providing the Red Cross with communications throughout an overnight Scout competition hike across the North Surrey Downs.

In order to meet these commitments while still maintaining their high standards, the group is anxious to increase its numbers. So, if this type of activity sounds interesting to you, and you are the sort of person who is willing to give up a little time to help others whilst enjoying your hobby, why not contact the Controller of the South West London RAYNET Group for more information. He is *Martin Black G4HJY, 28 Cricketers Close, Chessington, Surrey, KT9 1NL.*

If you are interested but live outside south-west London, contact the *Membership Services Department of the RSGB, Lambda House, Cranbourne Road, Potters Bar, Herts, EN6 3JW*, for information about RAYNET in your area.

## Second User Service

Sellers and buyers of second user radio equipment will probably already be aware of the "List-a-Rig" sales system run by G3RCQ Electronics, and will be interested to learn of a new service called "G3RCQ Auctions".

To utilise "List-a-Rig", prospective buyers send an s.a.e. to G3RCQ Electronics to receive the free list. For those who wish to have a for sale/wanted entry on the list a small charge is made.

The new auction service requires the seller to nominate a "reserve" price for the equipment to be sold (say £100), and then sends 10% of the price (£10) to G3RCQ, the details will then be entered on a monthly auction list, which is published in national and international radio magazines, such as *Practical Wireless*. Additionally, the seller is automatically entitled to a free entry in "List-a-Rig".

Bids will then be sent to the seller, with some hopefully above the reserve price, and the deal struck. Should any item not be sold after two auction entries, then the 10% fee will be returned.

For further info and a current list, send an s.a.e. to: *Used Equipment Centre, G3RCQ Electronics, 65 Cecil Avenue, Hornchurch, Essex RM11 2NA. Tel: (040 24) 55733.*

*Practical Wireless, June 1985*



## News

### Weather Satellites

Some fifty interested radio amateurs attended a meeting of the Remote Imaging Group at the RSGB National VHF Convention at Sandown Park on March 23. It was decided that a committee should be formed to put the group on a more formal basis, and that a bi-monthly newsletter would be distributed to group members, the initial subscription being £2.00 per annum.

Although the interest at present is centred on the reception of weather maps from the European, American and Russian satellites, it was envisaged that this would expand to cover pictures from navigational satellites and from space probes.

Until the committee organisation is established, enquiries (with s.a.e. please) and membership applications should go to: *Henry Neale G3REH, Thornlea, Fishers Gate, Sutton St. James, Spalding, Lincs PE12 0EZ.*

### Ambassador RFI

The RSGB has reported that the cause of 144MHz band r.f.i. from Ambassador telephones had been traced to spurious oscillation in i.e.d. driver circuitry being radiated from the line cord. The fault, which is confined to business "key system" installations, can be simply cured by adding decoupling. BT are correcting all installations reported to be causing interference, and the necessary modification will be incorporated in all new production.

Amateurs suspecting that a telephone of this type is causing r.f.i. should contact their local Telecom office, quoting "Ambassador ESS RFI Problem". It is stressed that the domestic type Ambassador is not responsible for the problem.

### Class "B" Morse

Up to the middle of March, between five and six thousand applications had been received at RSGB headquarters from Class B Licensees wishing to use Morse on the air under the arrangements outlined on page 45 of our February issue.

### Morse Test

Readers anticipating taking the Morse Test will be interested to know that arrangements have been made for the test to be taken at Swindon Rally on Sunday 12 May.

For details, contact immediately: *K. A. Saunders G8SFM, "Tamarisk", Tetbury Lane, Leighton, Glos. GL8 8UP. Tel: (066 689) 307.*

### New Distributor for G.E.

Greenwood Electronics, manufacturers of the Oryx range of soldering equipment and electronic production tools, has appointed Engineering and Electronic Supplies Ltd., of Neath, West Glamorgan, to distribute the entire range of Oryx products.

As part of a planned programme of expansion for Greenwood's selective distributor network, this appointment brings the number of Oryx distributors in the UK to six, and further appointments are currently under consideration.

Further information from: *Greenwood Electronics, Portman Road, Reading, Berks. RG3 1NE. Tel: (0734) 595844.*

### Recent British Standards

*Sound and television broadcast receivers and associated equipment: electromagnetic compatibility BS 905:1985.*

This Standard is in two parts. Part 1 deals with spurious signals generated by sound and TV receivers, and by TV games (but not tape recorders, record players, TV cameras or computers). Part 2 deals with how well sound and TV receivers, including associated equipment such as audio amplifiers, audio tape recorders and video machines and record players (but not computers), reject interference in the frequency range 26 to 30MHz. Also how well TV receivers reject direct internal pick-up of the TV signal they are tuned to. This effect can cause ghosting in strong signal areas.

In each case, the Standard deals with the limits of spurious signals or immunity, and with the methods of measurement.

Copies of BS905, Parts 1 and 2 may be obtained from: *The Sales Department, British Standards Institution, Linford Wood, Milton Keynes MK14 6LE, price £16.20 each.*

### Special Event Stations

Clwyd County Raynet Group have organised a special event station, GB2MHC (Mulberry Harbour, Conwy), to commemorate the building of Mulberry Harbour caissons at Conwy.

Amateurs throughout the world are invited to contact the station, which will be operational from 1000 to 2200hrs, on all bands.

All QSOs will be acknowledged with a special QSL card and reports from s.w.l.s are cordially invited.

Further details from: *Hon. Sec., J. B. Thorogood GW4UWI, 75 Victoria Park, Colwyn Bay, Clwyd LL29 7YY.*

Bromsgrove & District Amateur Radio Club will be operating a special event station, GV4OVE on May 8 as part of the Victory in Europe celebrations. They should be using all bands and all modes, with three stations operating simultaneously. Contacts will receive QSL cards via the bureau. One of the stations will be operating from a wartime prefab building at the Avoncroft Museum of Buildings at Bromsgrove. In addition to the GV4 station club members will try and run GV2VE on other days during that week. For further details contact John Harvey G4IVJ, QTHR.

The Wirral and District Amateur Radio Club will be providing a special event amateur radio station at the International Waterways Festival, to be held over the Spring Bank Holiday between 25 and 27 May, at the Boat Museum, Ellesmere Port.

The club has been granted the special callsign GB2IWF, and will operate on the h.f., v.h.f. and u.h.f. bands, over the three days, with the possibility of some evening and night working taking place.

Further details from: *The Secretary, Gerry Scott G8TRY, 19 Penkett Road, Wallasey, Wirral, Merseyside L45 7QF. Tel: 051-630 1393 (home), 051-227 1018 (work).*

# Battery Charger Controller

by J. P. Bell G4LSA  
and E. J. Barker

Interest in high current power supply units (p.s.u.s) seems to be continuing as more transistorised "linear" power amplifiers come onto the air—100W now being quite a common output. Unfortunately, p.a. stages demand 12V to 13V d.c. at anything up to 25A peak during s.s.b. operation. This leads to heavy transformers, large heatsinks, complicated stabilisers and over voltage protection, etc. The whole lot resembling the valve p.s.u. of not so long ago.

Because of this, many people operate linears and associated equipment from lead acid vehicle batteries, either charging these as required or by leaving the charger connected continuously. With lapses of memory, etc., the charger is often forgotten and the battery ends up overcharged and messy or undercharged and almost flat. All rather annoying when this happens at the same time as an Aurora on 144MHz!

The control unit to be described can be added to any charger, solving most of these problems as it can be left on continuously. This provides an approximately 85 per cent charged battery with little gassing as would be found on a vehicle. The other main advantage is the unit is cheap and simple to construct.

Before describing the unit it may be useful to look at modern batteries and their job when used on vehicles. Low maintenance types can be topped up with distilled water like their predecessors. However, with the plates containing less antimony the amount of water needed is reduced as the cells gas less. Research and development has produced the "sealed for life" battery which cannot be topped up. In these the plates have a very low level of antimony or may contain calcium instead. Sealed for life batteries hardly gas at all although a small vent is provided to prevent pressure build-up, if the battery is overcharged.

As virtually all current production vehicles have alternator charging systems, with higher outputs than the older

dynamo, the main job of the battery is now to provide a surge of current to operate the starter motor—the alternator easily copes with most electrical loads when the engine is running. With this in mind it followed that modern batteries are not designed for deep discharging. On a vehicle, the battery will spend most of its life on charge or standing idle waiting to give the next surge of current to the starter motor.

With their reduced maintenance requirements, batteries are much cleaner and generate less fumes **provided** they are not overcharged or deeply discharged. Single-sideband operation is a good example of use where the average current is considerably less than the peak current, also the duty cycle between "overs" helps the battery recover and the charger to cope—100W rag-chewers with speech processors excluded!

## Circuit Operation

The complete circuit diagram of the battery charger controller is shown in Fig. 1. When the battery is first connected its voltage is approximately 12V. Zener diode D1 does not conduct and Tr1 and Tr2 are off. The silicon controlled rectifier CSR1 is fed with gate current via R5 and is switched on, allowing the unsmoothed d.c. to flow from the charger to the battery. As the charge continues the battery voltage rises and when it reaches approx. 13.5V the Zener diode conducts, turning on both Tr1 and Tr2. In this condition the gate of CSR1 is clamped to its cathode by Tr2, effectively switching it off and stopping the charge. As the battery voltage decays, D1 stops conducting and Tr1 and Tr2 are turned off, restoring gate current to CSR1 and re-starting the charge process. The result of all this is the charger and battery are rapidly connected and disconnected by CSR1 and the battery voltage will not rise above 13.5V with the ammeter on the charger "flickering" around zero.

## Construction

Construction is very straightforward, especially if the p.c.b. layout shown in Fig. 2 is used. The complete unit may be mounted inside a diecast aluminium box which also acts as a heatsink for CSR1. (Note, with the device specified an insulating washer is not needed, the anode of CSR1 being bonded, via the mounting tab, to the box. However, for correct circuit operation it is important that the d.c. output terminals of the battery charger are independent of mains earth.) Alternatively, the p.c.b. may be housed inside the charger, using the case as the heatsink for CSR1, assuming the case is metallic of course!

The operating voltage of the unit may be changed by altering the value of R2. Alternatively, a small pre-set potentiometer and resistor may be fitted (2.2k $\Omega$  and 1k $\Omega$  in series, Fig. 3) making adjustment easy. This was used on some prototypes but was discarded because of the temptation to twiddle.

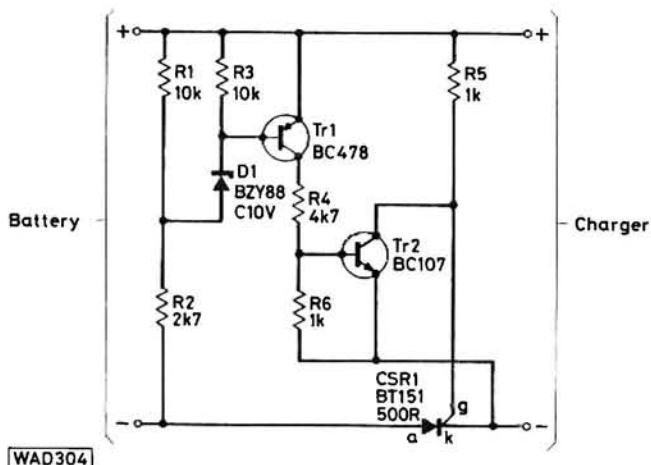
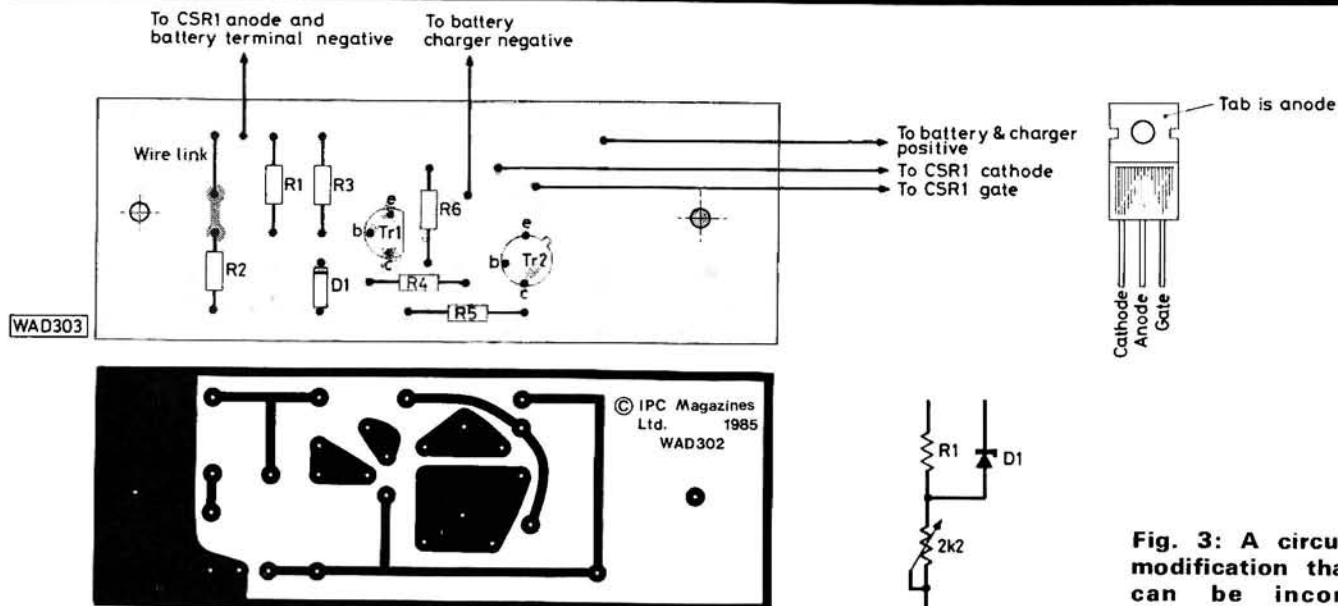


Fig. 1: The complete circuit diagram of the battery charger controller. See text and Fig. 3 for adjustable voltage option




**Fig. 2: Full size component overlay and p.c.b. track pattern.** If an alternative device is used for CSR1 ensure the mounting tab/stud is at anode potential

The semiconductors used are not critical, almost any *pn*p silicon transistor can be used for Tr1 and most *npn* transistors will work for Tr2. The device type specified for CSR1 may be changed, although a BT151 or equivalent is convenient as it may be mounted without an insulating washer.

## Testing

Before mounting the p.c.b., check the wiring and components for errors, before connecting the charger. Connect the charger to a battery and switch on (with the customary feelings and prayers!). The ammeter should show a charge—the rate depending on the state of the battery, a heavily discharged battery demanding more charge. As the battery is charged its voltage rises. Connect a voltmeter across the battery and when the voltage reaches approximately 13.5V the unit should be working—charge will be reduced with the charger ammeter hovering around zero. This state will continue until the battery voltage is reduced by current demand, i.e. a linear amplifier on transmit.

*continued on page 53 ►►*



**The author's prototype battery charger controller.** The negative lead to the battery is bolted to the outside of the lid/heatsink

## ★ components

### Resistors

$\frac{1}{4}$ W 5% carbon film

1k $\Omega$	2	R5,6
2.7k $\Omega$	1	R2
4.7k $\Omega$	1	R4
10k $\Omega$	2	R1,3

### Semiconductors

#### Diodes

BT151-500R	1	CSR1
BZY88C10V	1	D1

#### Transistors

BC107	1	Tr2
BC478	1	Tr1

### Miscellaneous

Diecast aluminium box, 114 × 64 × 30mm (see text), p.c.b., heatsink compound.

## BUYING GUIDE

All the components used in this project are readily available from regular suppliers.

Approximate  
Cost

£6

Construction  
Rating

BEGINNER



# Western Electronics (UK) Ltd

OPENING HOURS:-  
mon-sat 09:00 - 17:00

## YAESU

FT-757GX	HF All Mode Transceiver	795.00
FP-757GX	AC PSU	175.00
FC-757AT	Automatic ATU	275.00
FP-757KD	Heavy Duty PSU	190.00
SPECIAL PACKAGE PRICE FT-757GX		
FRG-880J	New Communications Receiver	529.00
FT-2000R/M	2m Computerized Handheld	230.00
FT-725R	VHF/UHF Multimode Multimode	660.00
FT-290R	2m Multimode Portable	229.00

## KENWOOD

TS-930S	HF Transceiver	1280.00
TS-930S+ATU	HF Transceiver with Automatic ATU	1440.00
TS-530S	HF Transceiver	699.00
TS-430S	HF Transceiver	739.00
TR-2500	2m Handheld	250.00
TR-8400	70cm Transceiver	
TR-9130	2m All Mode 25w Transceiver	

## ICOM

IC-751	HF Transceiver Multimode All Band	1175.00
IC-745	HF Transceiver Multimode All Band	850.00
IC-730	HF Transceiver 10-80 metres	625.00
IC-271	2m Multimode Base Station	660.00
IC-02E	2m Handheld Keyboard entry	245.00
IC-04E	70cm Handheld Keyboard entry	255.00
IC-120	1296MHz FM Mobile 1 watt	470.00

## 2 METRE AERIALS

LR1/2M	Colinear base antenna	32.20
C5/2M	Colinear	54.62
LW8/2M	8 ele. folded dipole yagi	19.55
LW10/2M	10 ele. folded dipole 'long yagi'	25.30
PBM14/2M	14 ele. Parabeam	60.95

Plus a very wide range of Mastmounts, Guttermounts, 70cm Aerials, etc  
Please Phone For Details

## REMEMBER!

If the equipment you want is not shown here, give us a ring for our free catalogue and unbeatable prices.

THE ONE STOP HAM SHOP INSTANT CREDIT

GREAT DEALS START  
AT WESTERN

At Least  
**5% OFF** MRP

NOW OPEN SATURDAYS!

Photograph by PAUL BUCKNALL

## WESTERN ANTENNAS

DX-1/2	7MHz 2 Ele., Yagi, Gamma Matched 20' Boom	264.90
DX-2/3	7MHz 3 Ele., Yagi, Gamma Matched 40' Boom	383.85
DX-51	Rotary Dipole for 28.24/21.17 and 14.1MHz	101.05
DX-6V	10-80m Multi-band Vertical plain 31m	104.25
DX-31	Dipole 10/15/20m, 2Kw, p.p.s.	89.70
DX-32	2 element 10/15/20m, 2Kw, p.p.s.	132.60
DX-33	3 element 10/15/20m, 2Kw, p.p.s.	207.75
DX-34	4 element 10/15/20m, 2Kw, p.p.s.	252.90
DX-31/32	Conversion Kit	4.95
DX-32/33	Conversion Kit	47.95
DX-33/34	Conversion Kit	95.25
DX-103	3 element 10m Yagi	87.75
DX-105	5 element 10m Yagi	121.90
DX-4K	Converts DX-31/2/3/4 to 40m Dipole	73.80
DX-27/1	Rotary Dipole for 27MHz C.B.	14.95
DX-27/3	3 element Beam for 27MHz, Gamma Matched	46.00
DX-24Q	2 element Quad 2, 10, 15 and 20m	270.00
DX-26Q	2 element Quad 2, 10, 15, 16 and 20m	299.00

## ROTATORS

105TSX	Emoto rotator (360° circle dial)	149.50
105PSX	Preset Controller Unit for 105TSX	49.45
502SAX	Emoto rotator (360° circle dial)	208.85
1102MXX	Emoto rotator	297.85
1103MXX	Emoto rotator	303.60
1102MSAX	Emoto rotator circle dial	418.60
1103MSAX	Emoto rotator (heavy duty) circle dial	424.35
WE-1145	Rotator for V/UHF antennas	39.95

## WESTERN MASTS AND TOWERS

### ALUMAST


30 ft Aluminium Mast comprising 3 x 10' sections weighing only 11Kg per section.	319.70
10 ft additional sections up to 250 ft max	106.95

### ULTIMAST

carriage paid mainland, Scotland, Cornwall, Devon, Anglesey £20 extra  
UM-1 two section, 31 ft Tilt over Tubular Steel Telescopic Mast 249.00

### WESTOWER

Telescopic Masts from 25 ft to over 100 ft  
Prices start from 244.95



Agents:  
NORTH WESTERN  
Gordon & Margaret Rouse  
G4MUP  
Merseyside 051-653 3437

NORTHERN IRELAND  
Tom & Norma Greer  
G14TGR - G14TBP  
Drumbo (023126) 645

# Western Electronics (UK) Ltd

FAIRFIELD ESTATE, LOUTH, LINCOLNSHIRE LN11 0JH. ENGLAND

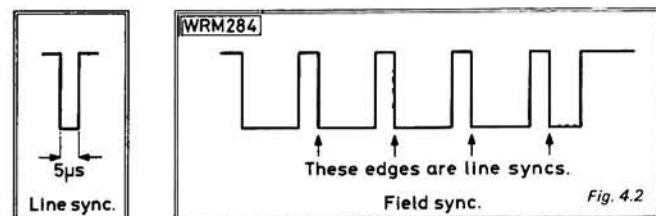
Telephone Louth (0507) 604955 Telex 56121 West G

# PRACTICAL ATV TECHNIQUES

## Part 4 by Allan Latham G8CMQ

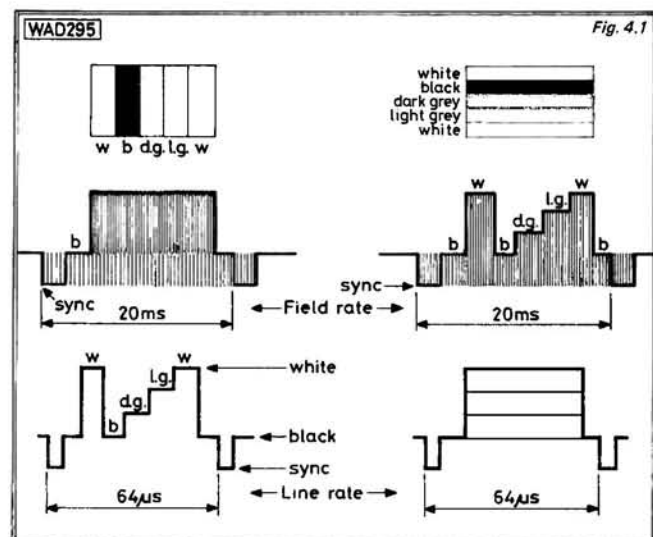
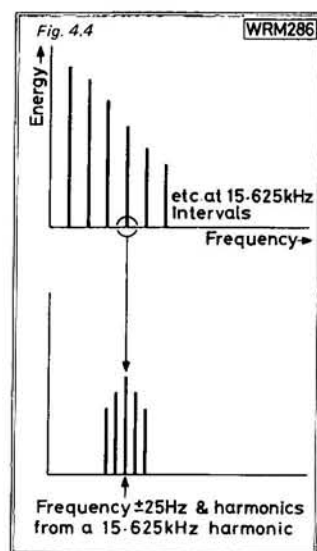
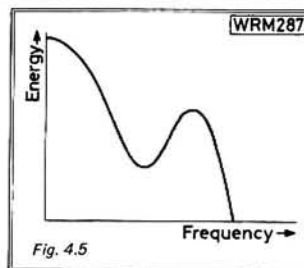
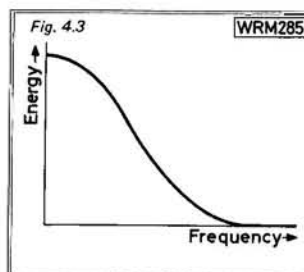
Many readers will be familiar with the TV waveform and its associated frequency spectrum. For those who may not have yet acquainted themselves with the mysteries of TV, here is a simple explanation of some of the more common terms and an example of a TV waveform.

You will probably be aware that the picture is made up of horizontal lines. As the electron beam in the tube sweeps left to right across the face of the TV tube in about  $57\mu\text{s}$  its intensity is changed and this leads to a single line of picture information being displayed. The retrace from right to left is very brief and is blanked so that no picture information is displayed (i.e. the electron beam is switched off). The total line duration is  $64\mu\text{s}$ . The frequency is  $15.625\text{Hz}$  and is known as the **line rate**.



depending on picture content. Before the end of each line the signal is forced to black level for a few  $\mu\text{s}$  then the signal goes to a level lower than the black level. This is the line synchronisation pulse. Immediately after the sync pulse (which lasts for about  $5\mu\text{s}$ ) are a further few  $\mu\text{s}$  of black level before the picture information starts again. A similar situation applies for the field-rate signal, except that the durations are correspondingly longer. The fact that the field sync is much longer than the line sync allows the TV set's timebases to separate the two. In detail the field sync also contains edges at line sync rate in order that the line timebase stays in lock during the field sync.

You will notice that the waveform shown in Fig. 4.2 contains steep edges: the picture itself could also contain fine detail. A rapidly changing waveform contains high frequency components and in the case of a TV signal these can go up to  $5.5\text{MHz}$ . This is a limit imposed by the broadcasters to save bandwidth. Computer generated graphics can contain components up to approximately  $20\text{MHz}$  and the difference between  $5\text{MHz}$  and  $20\text{MHz}$  can easily be seen on a high definition tube. Similarly few domestic v.c.r.s reach  $3\text{MHz}$  and this (together with the worse signal to noise ratio) is clearly visible on domestic TV tubes. The spectrum of a TV signal is not simply "white" noise from d.c. to  $5.5\text{MHz}$ . First of all the amplitude of high frequency components is much less than low frequency components, Fig. 4.3.



During the course of this  $64\mu\text{s}$  period the electron beam has scanned down the tube face a little and the next line is drawn below the preceding one. At the bottom of the screen the electron beam is quickly returned to the top of the screen. This retrace is also blanked so that no picture information is displayed. The time taken for one sweep down the screen is  $20\text{ms}$  and  $312\frac{1}{2}$  lines are covered in this time. The frequency of this vertical scan is  $50\text{Hz}$  and is called the **field rate**. Each alternate field of the picture is displaced vertically from its predecessor so that the lines in one field fall in the gaps between the lines in the other. This is done to reduce flicker and is called **interlacing**. The scan sequence repeats itself at  $40\text{ms}$  intervals and this is called the **frame rate** or picture rate, i.e.  $25\text{Hz}$ .

For the moment we will confine ourselves to a static black and white picture, e.g. a grey-scale step test pattern. We will leave colour and movement until later.

The diagrams in Fig. 4.1 illustrate what you would see on an oscilloscope at field rate and line rate. In fact to be accurate you should really use frame rate but the difference doesn't matter for our purposes. The important points to note are that the vision signal itself varies the amplitude of the waveform between black and white level



Just three of the 45 features available on the GB3VR repeater groups program for 48K Spectrum, which include a real time clock, crosshatch and Universal locator calculator. Full details from Mr. R. Stephens G8XEU, Toftwood, Mill Lane, High Salvington, Worthing, W. Sussex. Tel: 0903 67228

Secondly, because (for a static picture) the waveform repeats every 40ms it contains most of its energy at 25Hz and harmonics. In fact because differences between lines are very small there is a strong tendency for most energy to be contained near 15.625kHz and its harmonics, Fig. 4.4.

Colour is added to the monochrome signal as a suppressed carrier signal at 4.43MHz, carrying two independent signals in quadrature. In order to recover these signals a burst of reference carrier is sent just after each line sync. The result in the frequency spectrum is to add a large amount of energy at  $4.43\text{MHz} \pm 500\text{kHz}$ , Fig. 4.5. Movement in the picture tends to "spread" the 25Hz peaks near each line-frequency harmonic.

The effect of distortion can be considered in relation to the waveforms and spectrum shown. If the amplitude non-linearity is severe the syncs will be "crushed", i.e. much smaller in relation to the video, and the signal will be difficult to lock. Similarly whites can be crushed and the visual effect is no difference between light greys and white; the whites appear to flare out and contain no detail. It is of course possible to have the two distortions in the same signal, Fig. 4.6. This distortion affects the colour information as well. The PAL system used in the UK copes well with distortions of the signal and non-linearity errors often go unnoticed by most viewers.

Distortion of the frequency response characteristic in the receiver, or transmitter, can also cause problems. As the bandwidth is reduced the high-definition details in the picture are softened—this is often not possible to see on camera pictures because of limits set by the camera optics and the camera tube, but it shows up well on computer graphics. The noise content of the picture also falls as bandwidth is reduced and this may be considered a visual improvement by many viewers. When the bandwidth has been reduced sufficiently the colour information cannot be detected and a black and white picture results. Finally as the bandwidth gets down to about 1MHz the picture becomes smeared and picture detail is lost. The vertical definition of the picture remains constant because of the fixed number of lines per picture; the reduction in sharpness takes place only in the horizontal direction not the vertical.

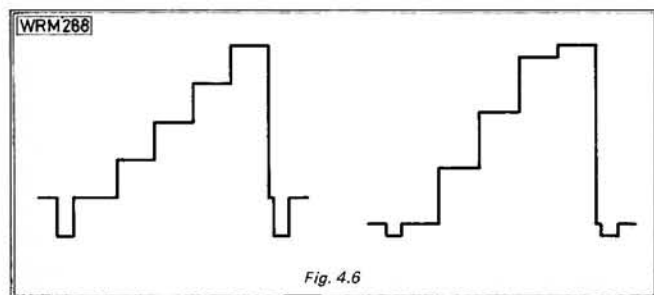
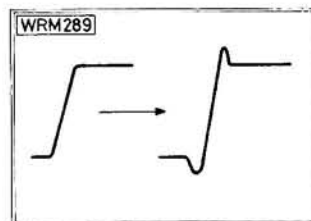


Fig. 4.7 ▶



Notches and peaks in the video frequency response can have strange effects, e.g. loss of colour on a seemingly perfect full bandwidth signal—due to a notch at 4.43MHz. One common distortion deliberately introduced is high-frequency boost in a signal which has been bandwidth limited, e.g. the 3MHz bandwidth signal in a v.c.r. The effect of a boost at the h.f. end is to increase the visual sharpness of edges; however if it is overdone the edges "ring" and noise increases too, Fig. 4.7.

## Generating RF

The time has come to consider how we are going to generate r.f. on 1.3GHz. In some ways this is easier with TV than with audio. The frequency stability constraints are a lot less. For reliable s.s.b. work you want to be able to set your frequency to within a few hundred Hz, an absolute frequency tolerance in the order of 1 in  $10^8$  at 1.3GHz. For ATV work an error of a few MHz is not too serious, considering we work with bandwidths of up to 20MHz. Of course if you are putting your signal into a fixed-tuned receiver, e.g. a repeater, you will want to be more accurate.

Linearity is a problem for s.s.b.—you must use a linear amplifier to increase the power output of the transverter. For any f.m. mode, f.m. TV included, there are no linearity problems and the r.f. amplifiers can be designed for maximum r.f. output power. Finally the big difference between ATV and the narrow-band modes is the power level needed. Because ATV operates in bandwidths about 1000 times wider than audio modes you need approximately 1000 times the power for the same carrier to noise ratio at the receiver, other factors being equal. Milliwatt ATV is fun for very short range, very good line of sight paths and for setting up equipment, but to work distances over obstructed paths you need to aim for several watts.

This then is the basic requirement: 5 to 10W r.f. modulated with f.m. TV with a stability of a few hundred kHz.

## Direct or Triple

There are two distinct routes to take to obtain this sort of power on the 1.3GHz band. First, start direct at 1.3GHz; modulate a free-running oscillator at the final

*Practical Wireless, June 1985*





# FOR THE BEST DEALS

AMATEUR RADIO EXCHANGE LTD

LONDON: 01-992 9142  
NORTHERN: 092 52 29881

MAIL ORDER ENQUIRIES: 38 BRIDGE STREET,  
EARLESTOWN, NEWTON LE WILLOWS, MERSEYSIDE  
WA12 9BA. Tel: 092 52 29881

frequency and amplify the r.f. to the required level. Second, start with 430MHz and triple; modulate a 430MHz free-running oscillator—amplify the r.f. at 430MHz to about three times the final level required (e.g. 15W if you want 5W) and feed it through a varactor tripler.

As the direct method seems so simple and straightforward you may be forgiven for asking why anyone would contemplate the tripling method. In fact, because of the high price of microwave power transistors, until very recently the tripling method was the only one financially viable for most amateurs.

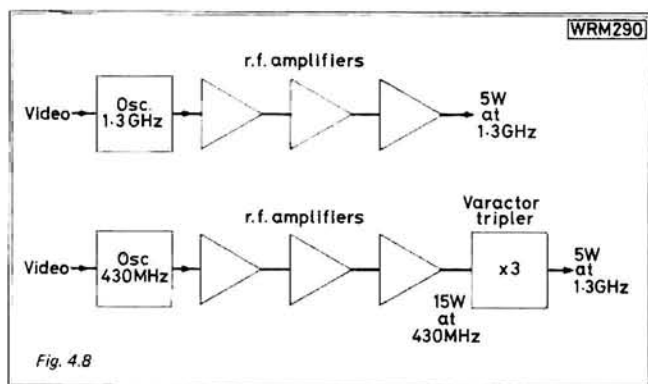


Fig. 4.8

## Tripling

As the tripling method has history on its side let's look at it first. The amplifier chain works at about 430MHz—this is the main advantage of the system. Technology on these frequencies is well established and up to 50W transistors are not very expensive—a number of manufacturers produce kits. Construction at 430MHz requires care and attention (1.3GHz needs a bit more) but the fact that many amateurs have made 430MHz band equipment and it works well is proof that this part of the system is no real problem. For those who don't want to build, 430MHz amps are commercially available.

The start of the chain is a free-running oscillator capable of being frequency modulated by a TV signal. There is a wide choice—kits are available and there is a BATC design which also works well. At least one amateur I know has modified a 430MHz ATV transmitter by replacing the crystal with a free-running LC circuit. Whatever oscillator is used the tuned circuit will contain a varicap diode, across which the video is applied. The varicap diode is always reverse biased and in this condition its capacitance varies with the voltage across it—this in turn causes the oscillator to change frequency in sympathy with the applied signal, i.e. f.m. The video will need some pre-processing and sound will need adding—more on this later.

Finally we come to the Achilles heel of this method of generating 1.3GHz—the tripler. I personally have built several different designs and have had through my hands other examples. I can honestly say that no two behaved the same way! Efficiency varies from 10 to 60 per cent. The best one I ever made used a diode which refused to

work at all in a slightly different design. I have set out my observations on triplers in a separate part of this article for the benefit of those who may have one in the junk box and may wish to improve it. I have now vowed *never* to touch another tripler.

Besides this problem of lack of reproducibility in triplers, there is another serious problem—spurious outputs. It is quite possible to put 15W of 430MHz into a tripler and get 5W out at 1290MHz, but you are also likely to get 500mW at 430MHz and 860MHz as well. With careful alignment and good design these outputs can be minimised. (You all have access to microwave spectrum analysers don't you?). In reality the only cure is to follow the tripler with a filter offering about 50dB attenuation at 860MHz and 430MHz. An interdigital filter—home-made or bought is essential. You can then tune for maximum output on an r.f. power meter (If the 860/430MHz energy is at 50 to 70dB below the wanted level at 1.3GHz this isn't too important).

Triplers can also produce outputs on frequencies not harmonically related to the input—this is thankfully uncommon and in any case the interdigital filter will "cure" it. If you have deduced that I don't like this method you have guessed right. It had a lot to commend it in the past, i.e. it was the **only** practical way to do it, but it should now be considered obsolete.

## Direct

Starting out at the final frequency certainly has simplicity on its side. A year ago the economics of doing it this way were not too favourable. Now things have changed, the Japanese semiconductor manufacturers have entered the market with devices intended for f.m. p.m.r. use at about 1GHz (ie. cellular radio).

The availability of commercial grade devices at sensible prices has made all the difference. When I was deciding how to approach the design of an f.m. TV transmitter for Solent Scientific the basic policy decision was made to go for the direct method as the only way to produce kits that could be built and aligned by a careful amateur, with simple test gear. So how does the direct method work?

The first stage, just as in the other method, is a free-running oscillator. Because of the frequency involved, stripline techniques are used for some of the circuit elements. A varicap diode is again used to allow the video signal to frequency modulate the oscillator. If there is any problem at all with home alignment of the transmitter it is here. Not many cheap frequency meters go up to 1.3GHz. In practice a calibrated receiver is sufficiently accurate for ATV purposes.

The 1.3GHz f.m. TV signal is then amplified by a further three transistor stages up to 1W. A further two transistor amplifiers can take this up to 10W. That's all there is to it. Just a few trimmers to peak and the standing current to set in the power transistor and it's all done! That really is all there is to this simple straightforward approach. Care is needed in construction of course, but all the critical bits are etched on the p.c.b. thus removing most of the risk of failure.

## ITT Touroport 220 Broadcast Receiver

The Touroport 220 is a synthesised battery/mains portable receiver for the traveller or broadcast bands enthusiast. It covers the long, medium and short-wave broadcast bands and v.h.f. Band II, as listed in the table.

Limiting short-wave coverage to the broadcast bands is unusual in a synthesiser-controlled m.f./h.f. receiver. As the set doesn't incorporate a b.f.o. for c.w. or s.s.b. reception, it could be argued that anything outside the broadcast bands would be of little interest anyway. The snag is, of course, that changes in frequency allocations during the life of the receiver could bring stations up on bands that are not covered. As an example, there are already a number of stations operating in the band 13.6–13.8MHz, not due to transfer its allocation from the Fixed Services to Broadcasting until 1989, and not included on this receiver.

Also, some stations operate out of band. Although the coverage of most bands on the Touroport 220 extends beyond the official allocation, this is not the case everywhere. For example, the BBC World Service on 9.410MHz, and nearly 40 other stations using frequencies between 9.0 and 9.5MHz are left very much out in the cold.

There are rumblings from some European countries of proposed legislation to outlaw possession by the "man in the street" of general-coverage h.f. receivers. Should such laws every reach the statute books, this type of receiver will no doubt become the norm. Until then, my own feeling is that it's an unnecessary limitation.

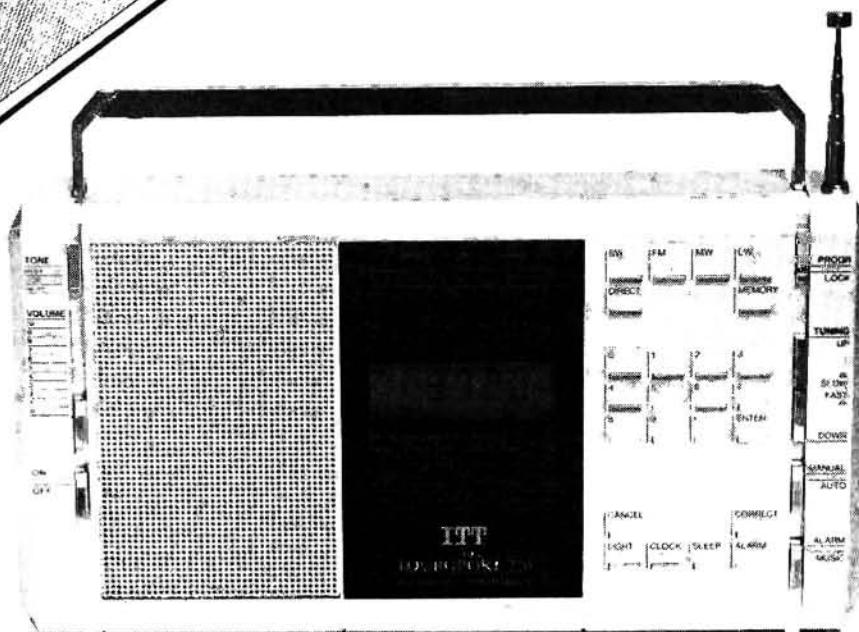

## Features

Waveband selection and frequency entry is by means of a press-button

keyboard, with manual and automatic station search by means of UP/DOWN buttons as an option. The frequency tuned is given on a liquid crystal display. Entry and search is in frequency steps whose size varies according to the band. On long waves the steps are 1kHz; on medium waves 9kHz (corresponding to Region 1 channel spacing); on short waves 5kHz (again corresponding to normal channel spacing), and on Band II f.m. 50kHz. Manual search can be at a slow or fast stepping rate, depending on whether the UP/DOWN buttons are partly or fully depressed. In the automatic search mode, the search stops when a sufficiently strong station is received. Two l.e.d.s indicate whether the receiver is searching or in tune. A 10-station memory remembers the band and fre-

## Frequency Coverage

AM		
153	— 281kHz	(l.w.)
522	— 1611kHz	(m.w.)
2-300	— 2.935MHz	(120m)
2-940	— 3.575MHz	(90m)
3-580	— 4.215MHz	(75m)
4-540	— 5.175MHz	(60m)
5-820	— 6.455MHz	(49m)
7-100	— 7.735MHz	(41m)
9-500	— 10.135MHz	(31m)
11-585	— 12.215MHz	(25m)
15-100	— 15.735MHz	(19m)
17-500	— 18.135MHz	(16m)
21-340	— 21.975MHz	(13m)
25-500	— 26.135MHz	(11m)
FM		
87-5	— 108MHz	(Band II)



quency of your favourite stations. A 3-position tone switch completes the "radio" controls.

The l.c.d. frequency readout doubles as the display for a 24-hour digital clock, an alarm clock which wakes you by either music or a "bleeper", and a 60-minute sleep timer.

The Touroport 220 will run from 220/240V (or 110/127V) 50/60Hz a.c. mains, from an external 6V d.c. supply, or from internal batteries. Four IEC R14 (HP11) type batteries are required for the radio itself, and two IEC R6 (HP7) type batteries for the clock and memory functions. With a standing (no signal) current consumption of around 100mA measured in our tests, the radio batteries obviously aren't going to have too long a life, and I would recommend mains operation wherever possible.

On long and medium waves, a ferrite rod antenna is used. On short waves and v.h.f. a 700mm telescopic whip comes into play, but there are terminals for connection of an external s.w. antenna and earth. In my tests, I found the whip was quite good enough for s.w. reception unless you were after very weak signals—the lower bands in daylight, or the higher bands at night. Sensitivity measured in our lab was 3–4µV e.m.f. for 20dB signal-to-noise ratio across the s.w. bands, quite a respectable figure. Selectivity appeared adequate, even in today's crowded band conditions.

The 3-position tone control gives useful frequency tailoring, and in our lab tests, produced the following –6dB bandwidths: NEWS 140Hz–1.7kHz; LOW 40Hz–1.7kHz; HIGH 40Hz–1.7kHz. The restricted audio

bandwidth NEWS position produced really punchy speech. Audio output checked out at 0.8W into 4Ω with 10 per cent total harmonic distortion, with a maximum level of 1.1W at 20 per cent t.h.d., adequate for listening in reasonably quiet surroundings. A 3.5mm jack is provided for private listening on headphones, which can be from 4–600Ω impedance.

The Touroport 220 measures approximately 282 × 152 × 55mm, and has a convenient carrying handle which doubles as a tilting rest when the receiver is laid down. It has a stylish crystal silver metallic finish and costs £139.00, including VAT, from ITT Consumer Products (UK) Limited, retail stockists.

*Geoff Arnold*

## Swap Spot

Have Casiotone 701 Electronic Organ. Normal or auto chord, sound effects, bar code/manual memory, l.e.d. chord indicators. New costing £379. Would exchange for best 60 channel programmable scanner or transceiver offered. Leif, 30 Honeysuckle Close, Chatham, Kent, ME5 0RU. **W819**

Have Pentax spotmatic camera f1.8, in mint condition. Would exchange for good oscilloscope d.c. to 15MHz or higher, complete with service manual. E. Schofield, 26 Birkenshaw Lane, Birkenshaw, Bradford, West Yorkshire, BD11 2HA. **W809**

Have service sheets and manuals in my collection—vintage wireless, amateur radio, television, test, etc. Would exchange for service sheets and manuals, any age, make or model, s.a.e. with your "wants" and offers. M. Small, 8 Cherry Tree Road, Chinnor, Oxfordshire, OX944QY. **W921**

Have FLDX500 transmitter, FRDX500 receiver fitted with f.m. Would exchange for QRP s.s.b./c.w. h.f. transceiver. Also have Tandy TRS80 extended colour 16K. Would exchange for 28MHz f.m. rig or w.h.y. GM4ELV, QTHR. **W923**

Have Yaesu FTV-901R transverter frame complete with 144MHz module, option to fit 430MHz and 50MHz modules, original box, manual and connecting leads etc. Would exchange for Yaesu FT-290R or other multimode 144MHz transceiver. GW6TYJ, QTHR or Tel: Swansea 844680. **W925**

Have new boxed Microwave Modules MM2001 RTTY to TV converter. Would exchange for good condition Spectrum 48K computer and accessories. Tel: Northwich 45584. **W937**

Have 12' glass fibre canoe complete with paddle, nylon fitted spray cover, buoyancy aid and safety helmet. All in good condition. Would exchange for FL3 or MML144/100-LS or MM2001. G6SBR, 13 Herbert Street, Padiham, Lancs. **W942**

Have teleprinter with built-in paper tape, Friden Flexowriter 1F, includes spares. Would exchange for anything aeronautical; avionics, aircraft part, flying equipment or manuals etc., or any h.f. gear.

Godfrey G4GLM, 63 The Drive, Edgware, Middlesex, HA8 8PS. Tel: 01-958 5113. **W948**

Have TRS80 64K twin disk computer with Seikosha DMP quality printer complete with paper, 130+ disks, disk storage, many books, programs, word proc., file, reports, edit/ass, scripsit, manuals and mains filter system (plus lots more). Would exchange for v.h.f./u.h.f. base station, w.h.y. Tel: 0473 85526. **W951**

Have quantity vintage wireless valves, most new. Also have quantity television valves, most new. Would exchange for high voltage bipolar transistors; polarity, size, age immaterial. Must be in good condition. High  $h_{fe}$  power types preferred. S.J. Payne, 5 Delius Close, Alway Estate, Newport, Gwent NP9 9SL. **X090**

Have Sommerkamp FT7B h.f. rig and FDK multi 750E 144MHz rig. Would exchange for FT-77 or similar and 144MHz transverter. Tel: Southport 74792. **X115**

Have DX200 receiver covering amateur bands from 0.15–30MHz. Also have Heathkit oscilloscope, both in perfect condition and good working order. Would exchange for 144MHz mobile transceiver, working if possible but faulty equipment considered. Andres. Tel: 0274 674397 (Bradford). **X127**

Have Realistic PRO47 ten channel v.h.f./u.h.f. scanning receiver and seven amateur crystals. Mains or 12V d.c., ranges: v.h.f. 30–50MHz, 144–174MHz. u.h.f. 450–512MHz. Would exchange for good airband scanner or receiver. T. Heard, 12 Stewart Garth, Cottingham, N. Humberside HU16 5YQ. Tel: 0482 846320 after 6pm. **X151**

Have Eddystone 680X receiver, in working order. Would exchange for Heathkit (SB300 or SB301) receiver. Tel: 0793 826325 after 7pm (Swindon). **X158**

Have Fletcher Arrow sportsboat with cover, trailer and 40hp Johnson outboard (value £700+). Would exchange for amateur equipment. Cash adjustment either way. Jennings. Tel: 0242 34916 (Cheltenham). **X178**



# North London Communications Ltd

211, West Hendon Broadway, London NW9 7DE

Tel. No. 01-202 3638

METERS	
SWR15	Single meter SWR/Field Strength 3.5-150MHz ..... £9.77 (1.50)
SWR25	Twin meter SWR/Power/Field Strength 3.5-150MHz ..... £13.75 (1.50)
TAL172	Single meter Professional SWR/Power ..... £37.89 (1.50)
T435	Twin meter 144/432MHz SWR/Power 20W/120W ..... £44.95 (1.50)

MORSE KEYS	
TK150	Semi/Fully Automatic Electronic Keyer with Built in Monitor, Transistor or Relay Output 240VAC/12VDC ..... £90.00 (1.50)
MK1024	As EK150 but with 1024 Bit Memory ..... £109.25 (1.50)
HK707	Straight Up/Down Keyer ..... £15.49 (1.50)
HK702	As HK707 only a Heavy Marble Base ..... £29.75 (1.50)
MK704	Squeeze Keyer ..... £13.80 (1.50)
MK705	Squeeze Keyer ..... £29.75 (1.50)
MK702	Manipulator Key on Marble Base ..... £29.75 (1.50)
BK100	Semi Automatic Bug Key ..... £24.72 (1.00)
EKM-1A	Morse Code Practice Oscillator with Variable Tone ..... £9.20 (1.00)

POWER SUPPLY	
PX402	3A Continuous 4A Max 13.8VDC Fully Stabilized ..... £24.95 (4.00)
EP510	25A Continuous 30A Max 13.8VDC Fully Stabilized ..... £138.00 (6.50)
DRAE	13.8 12 Amps ..... £79.50 (3.00)
DRAE	13.8 5 Amps ..... £53.50 (4.00)

LOW PASS FILTERS	
TF30M	1KW Low Pass Filter ..... £19.95 (1.15)

ADONIS MICROPHONES	
AM803	Desk Compressor Mic with Head + Swan Neck ..... £72.50 (1.15)
AM503	Desk Compressor Mic as 803 with One Output ..... £55.00 (1.15)
202HD	Head Set Mic with Control Box and Fet Head ..... £46.00 (1.15)
202FX	Swan Neck Fet Mic with Control Box ..... £46.00 (1.15)
202S	Flexible Neck Clip Mic with Control Box ..... £32.50 (1.15)
HW7-TT	Head Set Boom Mic for Trio ..... £31.91 (1.15)
HW7-TI	Head Set Boom Mic for Icon ..... £31.91 (1.15)
HW7-Y	Head Set Boom Mic for Yaesu ..... £30.06 (1.15)

DUMMY LOADS	
T25	DC-500MHz 30W with PL259 Connection ..... £7.50 (1.00)
T100	DC-500MHz 100W with S0239 Socket ..... £28.75 (1.50)
T200	DC-500MHz 200W with S0239 Socket ..... £42.55 (1.50)

COAX SWITCHES AND RELAYS	
TS120	1 in 2 Out Slide Switch with S0239 Socket ..... £6.03 (1.00)
CTS-1	1 in 2 Out Toggle Switch with S0239 ..... £6.03 (1.00)
CTS-2	1 in 2 Out Toggle Switch with 1 PL259/S0239S ..... £6.03 (1.00)
SA450	New Heavy Duty 1 in 2 Out Switch DC-500MHz 1 KW Power Handling ..... £12.65 (1.00)
CX230	300W DC-500MHz (Max 1.5 GHz) ..... £21.00 (1.50)
CX120A	150W DC-200MHz (Max 1.5 GHz) For Coax Cable Connector ..... £19.50 (1.50)
CX600N	600W DC (Max 1.5 GHz) - N Connections ..... £44.85 (2.00)

ROTATOR	
AR1002	Rotator ..... £42.50 (2.50)

WELZ PRODUCTS	
SP300	1.8-500MHz 20W-200W-2KW Power/SWR Meter ..... £129.00 (1.50)
SP380	1.8-500MHz 200W Dash Mount ..... £68.00 (1.50)
SP15M	1.8-160MHz 5W-20W 200W Power/SWR Meter ..... £49.00 (1.50)
SP10X	1.8-500MHz 200W Pocket Size ..... £34.00 (1.00)
AC38	3.5-30MHz Coax ATU 200CW/400C PEP ..... £85.00 (1.00)
CT300	300KW Dummy Load 250MHz PL259 ..... £69.00 (2.00)
CT15A	50W Dummy Load (3:1TX/RX Ratio-4 Mins) 25W Cont. PL259 Plug ..... £10.50 (1.50)
CH20A	2 Way Coax Switch 1KW S0239 ..... £22.95 (1.50)
CH20N	2 Way Coax Switch 1KW "N" ..... £41.90 (1.50)

DATONG PRODUCTS	
PC1	General Coverage Converter HF on 2M ..... £137.42 (1.50)
VLF	Very Low Frequency Converter ..... £29.90 (1.50)
FL2	Multi Mode Audio Filter ..... £89.70 (1.50)
FL3	Deluxe Multi-mode Filter with Automatic Whistle Remover ..... £129.37 (1.50)
FL2/A	Conversion Kit FL2 to FL3 ..... £38.67 (1.50)
ASP	Auto RF Speech Clipper (Trio or Yaesu Plug) ..... £82.80 (1.50)
D75	Manually Controlled RF Speech Processor ..... £56.35 (1.50)
D75/K	Uncased version of D75 ..... £40.70 (1.50)
RFC/M	RF Speech Clipper Module ..... £29.50 (1.50)
D70	Morse Tutor (Inc Battery) ..... £56.35 (1.50)

MK	
AD270	Deluxe Keyboard Morse Sender ..... £137.42 (1.50)
AD370	Indoor Active Antenna (Ex PSU) ..... £47.15 (1.50)
Code Call	Outdoor Active Antenna (Ex PSU) ..... £64.40 (1.50)
Code Call	Selective Calling Device (Link Prog) ..... £32.20 (1.50)
Code Call	Selective Calling Device (Switch Prog) ..... £33.52 (1.50)
RFA	Wide Band Preamp/Filter ..... £33.52 (1.50)
MPU	Mains Power Unit ..... £6.90 (1.50)
ANF	Automatic Notch Filter ..... £67.85 (1.50)
SRB2	Automatic Wood Pecker Blanking ..... £26.25 (1.50)

MML 144 30LS	
2M	30W Linear/Preamp 1 or 3W Input Switchable ..... £82.50 (2.00)
MML 144/50S	2M 50W Linear/Preamp 10W Input Switchable ..... £52.00 (2.00)
MML 144/100HS	2M 100W Linear/Preamp 25W Input Switchable ..... £149.95 (2.50)
MML 144/100S	2M 100W Linear/Preamp 10W Input Switchable ..... £149.95 (2.50)
MML 144/100LS	2M 100W Linear/Preamp 1 or 3W Input Switchable ..... £169.95 (2.50)
MML 144/200S	2M 200W Linear/Preamp 3/10/25W Input Switchable ..... £299.00 (2.50)
MML 432/30L	70cm 30W Linear/Preamp 1 or 3W Input Switchable ..... £145.00 (2.00)
MML 432/50	70cm 50W Linear/Preamp 10W Input Switchable ..... £129.95 (2.50)
MML 432/100	70cm 100W Linear 10W Input Switchable ..... £229.00 (2.50)
MM 2001	RTTY to TV Converter ..... £103.00 (2.00)
MM 4001KBV	RTTY Transceiver with Keyboard ..... £299.00 (2.00)

A Large Range of Accessories, Plugs, Sockets + Cable also Stocked

All Prices are Inclusive of VAT and are Correct at Time of Going to Press

FORMERLY: LEE ELECTRONICS 400 EDGWARE ROAD, LONDON W2  
NOW OPEN AT BOTH ADDRESSES 01-723 5521 Tlx 298765



Goods normally despatched within 24 hours but please allow 7 days for delivery

NORTHERN AGENTS:  
Joe Bell G4PMY,  
Unit 3, Thomas Street,  
Crewe. Tel: 0270 582849

## A SOUND IDEA...

Take out an annual subscription for **PRACTICAL WIRELESS** and have your copy of Britain's leading magazine for radio enthusiasts delivered direct to

your door. Every month you'll receive the latest product news plus projects, techniques and reports from the amateur and broadcast bands.

### SUBSCRIPTION RATES

U.K. £13.00  
Overseas £15.00

**COMPLETE  
AND POST  
THIS  
ORDER FORM  
TODAY!**

**Practical  
Wireless**

SUBSCRIPTION  
ORDER FORM

Annual Subscription Rates  
U.K. £13.00  
Overseas £15.00  
(Students: deduct £1 and quote Student number)

Complete this form and post it, with payment or credit card authorisation to:  
**Practical Wireless**  
Subscription Dept.  
Oakfield House,  
35 Perryman Road,  
Haywards Heath,  
West Sussex RH16 3DH

POST COPIES TO:


NAME:

ADDRESS:

POST CODE:

I enclose my cheque/P.O. payable to IPC Magazines Ltd. for £.

Charge my credit card A/C at quoted rate



Card valid from: to

Signature

27

# 144MHz QRP Contest

This is to certify that  
was placed.....in the results  
of the above contest

EDITOR, Practical Wireless

# 1985

by Neill Taylor G4HLX

The third *PW* QRP contest will be held along very similar lines to the popular events in 1983 and 1984. As before, the contest is open to all, the 3 watt limit on transmitter output power enabling anyone with a small s.s.b./c.w./f.m. transceiver to compete effectively, either from home, or, for those who prefer to take to the hills and enjoy the benefits of an elevated site, as a portable station.

As last year, a summary results table and details of the leading stations will be published in *Practical Wireless*, and entrants should send a large s.a.e. with their entry if they would like to receive a full detailed results list.

There are a few minor changes in the rules this year; please read them carefully. The most important change is the adoption of the new Universal Locator (Maidenhead) system to specify the location in place of the old QTH Locator (QRA) used in previous years. If you have not yet determined your Locator, it should take you less than five minutes with the simple procedure given on page 30. Even if you think you do know the locator for your station (or the portable location you intend to use), it may be as well to spend a few minutes checking that you have got it correct.

Newcomers to v.h.f. contest operation might like to refer back to the VHF Contest Special published in *PW*, May 1983, for some introductory advice. A few of the important Do's and Don'ts are given here, not only for newcomers, but as a reminder to all entrants.

**Do** use standard phonetics for call signs and pronounce them in a clear, ungarbled manner, and never omit the suffix (e.g. /P) if there is one.

**Do** ensure that your log is an accurate record of what is sent and received—again take special care over the /P suffix (this is where most points have been lost in previous years).

**Do** make a neat copy of the log for submission as an entry, on A4 paper (the normal way up, not sideways). The sample here shows how the columns should be arranged.

**Don't** rely on other stations to avoid duplicate contacts, but take care yourself by using a check log during the contest.

**Do** check your transmitter output power as required by the rules. If you are using equipment which is normally capable of running more than 3 watts output, this must be reduced by suitable means. The simplest way is often by the application of a (variable) negative voltage to the transmitter a.l.c. line, available via the accessory socket. A simple and accurate method of measuring the output power is shown in Fig. 1. Connect this to the 50Ω output of the transmitter and adjust the a.l.c. voltage so that the voltmeter does not exceed 16.7V on a good whistle into the microphone.

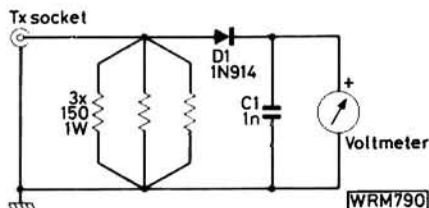
**Do** observe the band plan.

**Don't** start transmitting on a frequency without first checking that it is not already in use by another station. Be aware that you may be sharing a frequency with others without realising it, due to unfortunate beam headings, and be prepared to QSY if a conflict arises.

**Don't** use the normal calling frequencies, 144.300MHz and 145.500MHz, and during the morning stay clear of the frequencies used by GB2RS news broadcasts, 144.250MHz and 145.525MHz. Avoid any other frequency that is obviously in use for non-contest purposes.

**Don't** radiate a broad or poor quality signal as caused, for example, by the overdriving of a stage in the transmitter or by excessive speech compression.

**Don't** expect normal performance from your receiver in the presence of many very strong signals (despite being QRP), particularly if you are using a high-gain pre-amplifier. Before con-



**Fig. 1: Suitable circuit for low power measurement in a 50Ω system. The resistors should not be wirewound. All leads (except those to voltmeter) should be as short as possible (10mm maximum). The meter will read  $(\sqrt{100P})-0.6$  volts for a power of P watts (16.7V at 3 watts)**

cluding that another station is radiating a poor signal check that the problem is not an effect such as overload, intermodulation or reciprocal mixing in your receiver (try at least 30dB of attenuation at the input, and remove any pre-amplification).

**Do** obtain permission to use a portable site from the owner of the land.

**Don't** choose a site that another group might be planning to use; take steps well before the contest to avoid a clash. It is wise to have an alternative site available in case a problem of this nature is encountered when you arrive to set up station.

**Do** observe the Country Code when portable.

**Do** have an enjoyable day!

Neill Taylor G4HLX

## PRACTICAL WIRELESS 144MHz QRP CONTEST

Date

Call sign

Locator

Sheet N°  
of

Time GMT	Call sign	Report & serial N°		Locator
		Sent	Received	

## RULES

### 1. General

The contest is open to all licensed radio amateurs, fixed stations or portable, using s.s.b., c.w. or f.m. in the 144MHz (2m) band. Entries may be from individuals or from groups, clubs, etc. The duration will be from 0900 to 1700GMT on 16 June 1985.

All stations must operate within the terms of the licence. Special event call signs may not be used.

### 2. Contacts

Contacts will consist of the exchange of the following minimum information:

- (i) callsigns of both stations
- (ii) signal report, standard RS(T) system
- (iii) serial number: a 3-digit number incremented by one for each contact, starting at 001 for the first
- (iv) locator (i.e. full 6-character Universal Locator).

Information must be sent to, and received from, each station individually, and contact may not be established with more than one station at a time.

Entrants outside the British Isles may claim points for contacts with stations within the British Isles only (i.e. stations with prefix G, GB, GD, GI, GJ, GM, GU, GW or EI).

If a non-competing station is worked and is unable to send his full Universal Locator, his old-style QTH Locator (QRA) or his location may be logged instead. However, for a locator square to count as a multiplier (see Rule 4), the full 6-character locator must have been received in at least one contact with a station in the square.

Contacts via repeaters or satellites are not permitted.

### 3. Power

The output power of the transmitter final stage shall not exceed 3 watts p.e.p. If the equipment in use is usually capable of higher power, the power shall be reduced and measured by satisfactory methods.

### 4. Scoring

Each contact will score one point. The total number of points gained in the eight hour period will then be multiplied by the number of different locator squares in which contacts

were made (a "square" here is the area defined by the first four characters of a Universal Locator).

Example: 52 stations worked in IO81, IO90, IO91 and JO01 squares; final score =  $5 \times 52 = 260$ .

Only one contact with a given station will count as a scoring contact, even if it has changed its location, e.g. gone /M or /P. If a duplicate contact is inadvertently made, it must be clearly marked as such in the log.

### 5. Logs

The log submitted as an entry must be clearly written on **one side only** of A4-sized (210 x 297mm) paper ruled into columns showing:

- (i) time GMT
- (ii) callsign of station worked
- (iii) report and serial number sent
- (iv) report and serial number received
- (v) locator received (or location)

Underline or highlight the first contact in each of the locator squares worked.

At the top of each sheet, write:

- (a) callsign of your station
- (b) your location as sent
- (c) sheet number and total number of sheets (e.g. "sheet No. 3 of 5")

### 6. Entries

Accompanying each entry must be a separate sheet of A4-sized paper bearing the following information:

- (a) name of entrants (or of club, etc., in a group entry) as it is to appear in the results table
- (b) callsign used during contest (including any suffix)
- (c) name and address for correspondence
- (d) location of station during contest
- (e) locator as sent
- (f) whether single- or multi-operator

(where a single-operator means an individual who received no assistance from any person in operating the station, which is either his permanent home station or a portable station established solely by him/her); if multi-operator, include a list of operators' names and callsigns

- (g) total number of contacts and locator squares worked
- (h) list of the locator squares worked

(i) a full description of the equipment used including TX p.e.p. output power

(j) if the transmitter is capable of more than 3W p.e.p. output, a description of the methods used (i) to reduce and (ii) to measure the output power

(k) antenna used and approximate station height a.s.l. Failure to supply the previous information may lead to disqualification.

The following declaration must then be written and **signed by the entrant** (by one responsible person in the case of a group entry): "I confirm that the station was operated within the rules and spirit of the event, and that the above information is correct".

This declaration concludes the entry, which should be sent, with the log sheets, to: *Practical Wireless* Contest, c/o Dr. N. P. Taylor G4HLX, 87 Hunters Field, Stanford-in-the-Vale, Faringdon, Oxon SN7 8ND.

A large s.a.e. should be enclosed if a full set of contest results is required.

**Entries must be postmarked no later than 1 July 1985.**

Any other general comments about the station, the contest and conditions during it are welcome, but should be written on a separate sheet of paper. Photographs of the station are also invited (but please note that these cannot be returned); if these are not available by the time the entry is submitted they may be forwarded later, to arrive by 2 August 1985.

### 7. Adjudication

Points will be deducted for errors in information sent or received as shown by the logs. Unmarked duplicate contacts will carry a heavy points penalty. A breach of these rules may lead to disqualification. In the case of any dispute, the decision of the adjudicators will be final.

**PW QRP CONTEST**

**16 JUNE 1985**

**0900-1700GMT**

# A SIMPLE METHOD OF FINDING YOUR UNIVERSAL LOCATOR

One of the virtues of the new Universal Locator system (sometimes known as "Maidenhead" or "G4ANB" system) is its simplicity. Whereas a number of computer programs have been published to determine a locator from a latitude and longitude, this can easily be done without a computer. Using the following simple procedure and the tables given here, the only "hardware" you will need is a pencil, provided your arithmetic skills stretch to

multiplying by 2 and, in some cases, adding 60 to a number.

The procedure is valid for any location within the British Isles: specifically, any location with a latitude between 49°N and 60°N and longitude between 11°W and 2°E.

You must, of course, first know your latitude and longitude in degrees and minutes. These are readily found from an Ordnance Survey or similar map, but

beware that lines of latitude and longitude are not parallel to grid lines, so a long straight edge that can reach from one side of the map to the other, lined up on the scales on either side, can be useful.

Now work through the following steps in sequence. Write the results, as directed, in the appropriate boxes below, which are identified in the text by the small letters in the top left corners.

1. Enter the degrees and minutes of



latitude in boxes (a) and (b), rounding down the minutes figure to the next 0.5' (i.e. the digit after the decimal point in box (b) should be either a 0 or a 5).

Example: 52° 19.8' is entered as (a) 52, (b) 19.5.

2. Enter the degrees and minutes of longitude in boxes (c) and (d), this time rounding down the minutes figure to the next whole number, and enter East or West in box (e).

Example: 2° 35.7' West is entered as (c) 2, (d) 35, (e) W.

3. If you've written East in box (e), write "J" in box (f), "O" (zero) in box (h), and skip to step 5.

4. If you've written West in box (e), write "I" in box (f). Taking the number you've written in box (c), consult Table 1 to find a digit to write in box (h).

5. If you've written "49" in box (a), write "N" in box (g), otherwise write a letter "O" in box (g).

6. Take the second of the two digits in box (a) and copy it into box (j).

7. Take the number you've written in box (b), double it, and write the result in box (m).

8. Take the number in box (d) and write it in box (n), first adding 60 to it if box (c) contains an odd number. Note: zero is regarded as an even number.

9. Using the number you've written in box (n), look up a letter in Table 2, from column 1 if box (e) contains East, or

(m) or (n)	column 1	column 2
0- 4	A	X
5- 9	B	W
10- 14	C	V
15- 19	D	U
20- 24	E	T
25- 29	F	S
30- 34	G	R
35- 39	H	Q
40- 44	I	P
45- 49	J	O
50- 54	K	N
55- 59	L	M
60- 64	M	L
65- 69	N	K
70- 74	O	J
75- 79	P	I
80- 84	Q	H
85- 89	R	G
90- 94	S	F
95- 99	T	E
100-104	U	D
105-109	V	C
110-114	W	B
115-119	X	A

column 2 if box (e) contains West. Write this letter in box (k).

10. Use the number in box (m) to look up a letter from column 1 of Table 2 and write this in box (l).

Boxes (f) to (l) now contain your Universal Locator.

Table 1 ▶

box (c)	box (h)
0	9
1	9
2	8
3	8
4	7
5	7
6	6
7	6
8	5
9	5
10	4

◀ Table 2

Latitude  (a) °  (b) ' N  
degrees minutes

Longitude  (c) °  (d) '  (e)  
degrees minutes E/W

Locator  (f)  (g)  (h)  (j)  (k)  (l)

(m)  (n)

# Benny



## Swap Spot

Have Cinerex Siper 8mm STD 8mm projector, Halina Super 8mm cine camera, both in good condition. Would exchange for v.h.f./u.h.f. portable, hand held transceiver or 100W linear with receive pre-amplifier. G1GXS. Tel: 01-672 1833. W959

Have Hohner International EK61 electric piano and solid state Kay practice amplifier, both as new and little used, cost £300. Would exchange for 144MHz band transceiver, 430MHz transceiver or communications receiver of comparable value. Write, Mr. John Maguire, 5 Gweedore Park, Suffolk Road, Belfast 11. Tel: 0232 617589. W960

Have Sharp RG9500 (top of the range) radio cassette with 50W amplifier and speakers. Would exchange for a 144MHz or 430MHz hand held transceiver. John. Tel: 0553 828897 anytime (King's Lynn). W964

Have Yaesu FT-290R, unmodified, as new condition, NiCads and charger, soft case with manufacturers packing and manual. Would exchange for FRG-7700 or FRG-7 and MM or Europa 144MHz band transverter. GM4PGV. Tel: 0294 72950. W973

Have Baille "Parisienne" 120-base Musette accordion (as new). Would exchange for a Yaesu FRG-7000 or similar receiver. 10 Turner House, Erasmus Street, London SW1P 4DZ. Tel: 01-821 8255. W994

# Radio Wave

## Part 5 by F. C. Judd G2BCX

The Antenna Special series Part 7 in the August 1983 issue of *PW* dealt with the effect of ground on the vertical angles of radiation from both horizontal and vertical h.f.-band antennas at low physical height and which applies particularly to antennas for the 1.8, 3.5 and 7MHz amateur bands. Few radio amateurs are able to erect horizontal antennas for these bands at heights much in excess of 10 to 12 metres which is approximately a quarter-wavelength at 7MHz, one-eighth of a wavelength at 3.5MHz, and one-sixteenth of a wavelength at 1.8MHz.

With low antenna height two major effects are produced. First, there is little or no radiation at low vertical angles, i.e. at angles near to ground. Secondly, if the antenna is very low there will be an overall loss of radiation due to close mutual coupling between antenna and ground. However, at 7MHz and with the antenna at a height of a quarter-wavelength, or approximately 10 metres, the ground acts as a "plane reflector" resulting in increased radiation with maximum at 90 degrees, i.e. vertical from ground, although there will be little at low angles, if any at all. In fact to obtain radiation at lower angles from any horizontal antenna, it must be at least half a wavelength above ground at the frequency of operation. This would mean heights of about 22.9 metres for 7MHz, 45.9 metres for 3.5 MHz and 91.8 metres for 1.8MHz, but in each case the angles of maximum radiation would not be much lower than 30-35 degrees.

## Angles of Radiation

Those radio amateurs confined to using antennas for 1.8, 3.5 and 7MHz at low heights (in the region of 10 to 12 metres above the ground) are generally pleased rather than disappointed with the results they achieve. The reason for the good results depends largely on the relationship between the vertical angles of radiation from the antenna, the prevailing ionospheric conditions and the frequency of operation. To illustrate this we can take a horizontal half-wave antenna for the 7MHz band at a physical height as before (approximately 10 metres) and for which the radiation patterns, both broadside and end-on to the antenna, will be similar to those shown in Fig. 5.1(a) and (b). Without the presence of ground, or in an otherwise "free-space" environment, the horizontal radiation pattern would be the usual cosine or figure-of-eight shape with maximum radiation in all directions about the axis of the antenna as in Fig. 5.1(b). However, as the ground is a quarter-wavelength beneath the antenna it acts as a fairly efficient "plane reflector" so the antenna behaves as a driven element with a reflector, rather like a two-element beam except that maximum radiation is in an upward direction i.e. vertical at 90 degrees. If the ground conductivity is reasonably good the "gain" in the vertical direction will be in the region of 3dB over an otherwise "free-space" half-wave antenna. This condition is based on

a ground reflection factor of 2 with the angle of maximum radiation derived from

$$\theta = \arcsin(A/4h)$$

where  $\theta$  is the wave angle  
h the antenna height in wavelengths  
and A has a value of 1

For example,

$$\arcsin \frac{1}{4 \times 0.25} \text{ gives } 90 \text{ degrees}^{(1)}.$$

The amplitude of radiation at different vertical angles can also be related to angles of incidence with the appropriate ionosphere layer and reflection from the layer from which an approximation of propagation distances can be obtained as in Fig. 5.2. For instance, at vertical incidence (90 degrees) radiation reflected from the F layer at a virtual height of 350km will be returned to earth at the point of origin. At all other angles and for the same layer

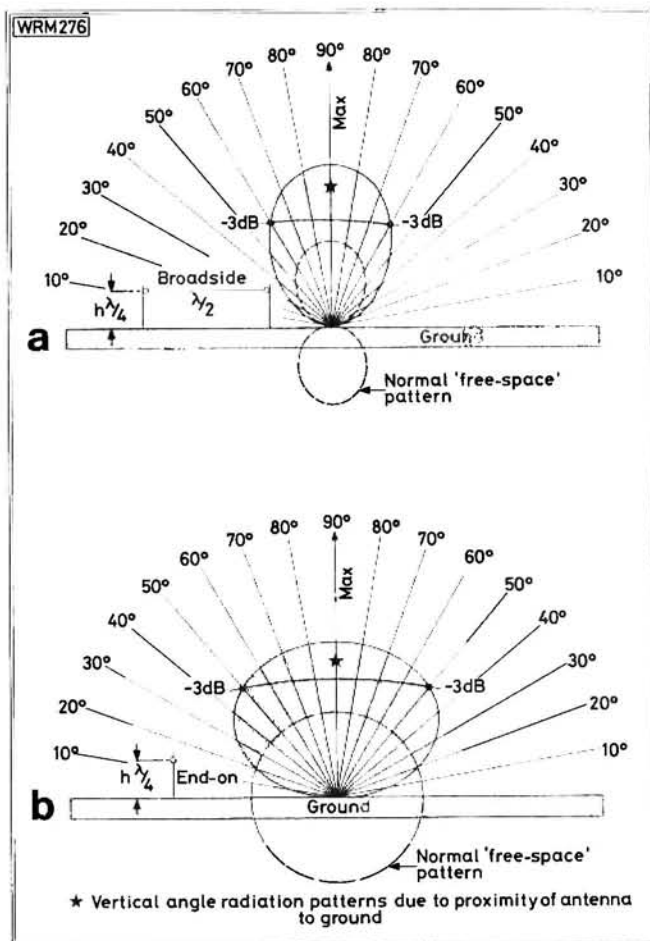
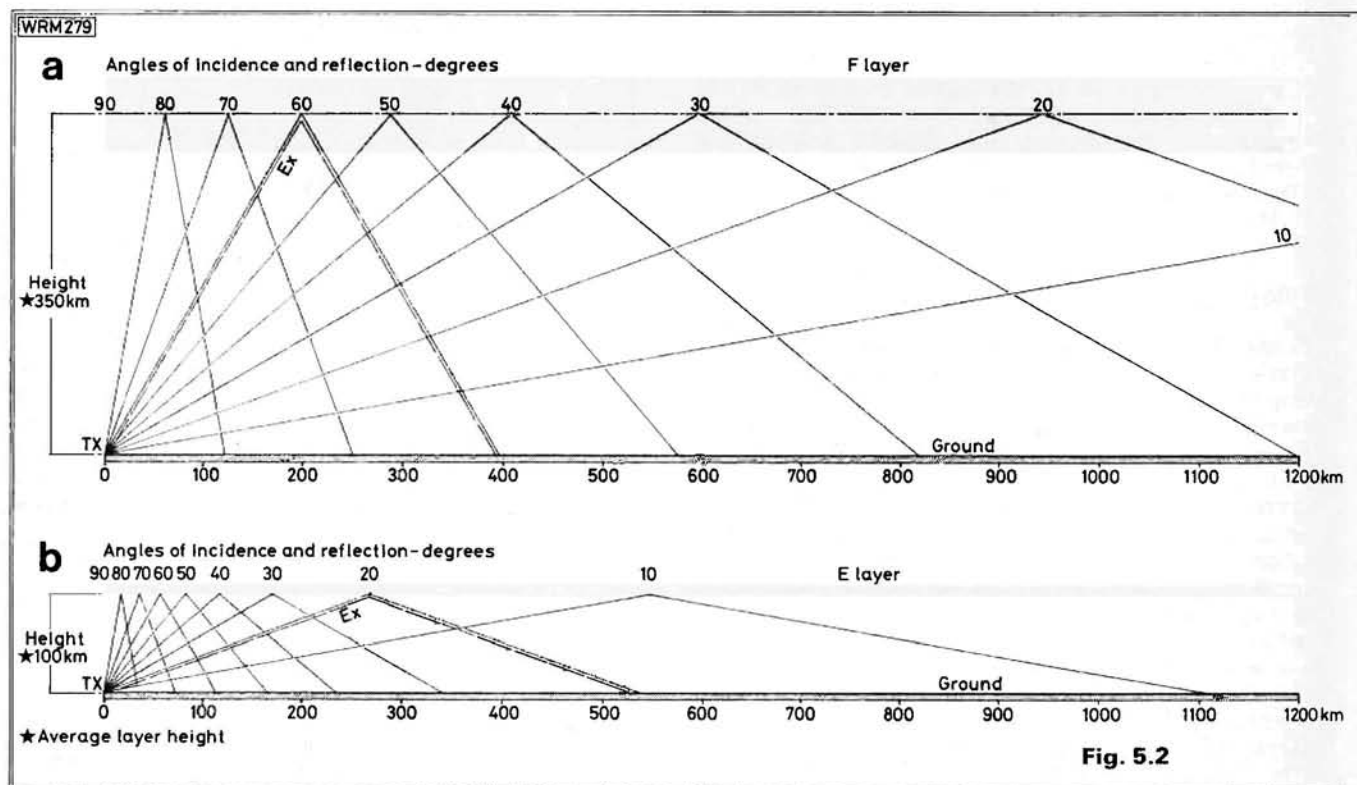


Fig. 5.1

# Propagation



height, the reflected wave will be returned to earth at finite distances. Taking the condition for Fig. 5.1(a), broadside to the antenna, the angle between 90 degrees and 60 degrees (angle cutting the -3dB point) is  $90 - 60 = 30$  degrees. The wave from this angle, as per the example "Ex" (the broken line) Fig. 5.2(a) is reflected to reach earth at a distance equal to  $2(\tan 30 \times 350)$  or 404km which is the "first hop" distance. For the "end-on" condition as in Fig. 5.2(b), the angle between 90 degrees and the 50 degrees cutting the -3dB point is 40 degrees. Distance on reaching earth after reflection from the layer will be  $2(\tan 40 \times 350)$  or a "first hop" distance of 587km. Either of the above distances are doubled for the second hop distance but note the foregoing applies only if the critical frequency is above 7MHz and that there is no sporadic-E reflection.

## Ionospheric Omni-directional Propagation

From the radiation patterns as in Fig. 5.1(a) and (b), it is possible to visualise a solid, or three dimensional lobe of radiation with an elliptical cross section. At the -3dB points the cross section area will be in the region of 3800 square degrees but as the radiation travels upward this area expands more and more. On reaching the F layer at a

median height of 350km, the radiation will be "illuminating" an elliptical area of the layer approaching 200 000 square kilometres as shown by (X) in Fig. 5.3. Since reflection occurs from all angles within and around that area, propagation of the reflected wave is elliptically omni-directional.

The "first hop" elliptical area (Y) has a major axis of about 1150km and a minor axis of 850km thus covering a total (X and Y) as in Fig. 5.3, of nearly 750 000 square kilometres. The areas X and Y are to scale with the map and the concentric distance rings. Although the areas given for this example are reasonable approximations they apply only to transmissions on 7MHz from a half-wave antenna a quarter-wavelength in height, an average F layer height of 350km and that the ionosphere critical frequency is above 7MHz.

## Low Height Antennas at 3.5MHz

The example in this case is a half-wave antenna resonant for 3.5MHz at a height of approximately one-eighth of a wavelength above ground (in the region of 10 metres). During daylight hours ionospheric reflection will be from the E layer at a median height of 100km. Radiation from the antenna will be at maximum in the vertical direction at



90 degrees from ground and the patterns virtually circular, as in Fig. 5.4, for either the broadside or end-on condition. The cross-sectional area of the lobe at  $-3\text{dB}$  will be approximately 6360 square degrees.

The angle between 90 degrees and the  $-3\text{dB}$  point will of course be 45 degrees so the first hop distance will be 200km, the second hop 400km and the third 800km and so on. By way of contrast, if the angle of incidence from the  $-3\text{dB}$  point was as low as 20 degrees as per the example "Ex" in Fig. 5.2(b), then the first hop distance would be 549km but to achieve this the antenna would have to be well over half a wavelength in height, i.e. higher than 49.5 metres.

Returning to the low height condition and the circular cross-section of the radiation pattern at  $-3\text{dB}$  as in Fig. 5.4, the ground coverage on reflection from the E layer will be in the region of 125 600 square kilometres for the first hop maximum distance, over 500 000 square kilometres for the second hop distance and around 200 000 000 square kilometres for the third hop distance. As these areas are circular, propagation from the E layer would be truly omni-directional.

## Ionospheric Conditions—3.5 and 7MHz

Some idea as to whether the right critical frequency prevails for 3.5 or 7MHz can generally be confirmed if strong signals (S9 or over) can be received from other stations very short distances away e.g., 30 to 50km. If so this is a good indication that the received signals have taken an almost straight up and down path from the place of transmission via the appropriate ionospheric layer.

When a band seems void of stations except for those arriving from fairly long distances, perhaps more than 400 to 500km, then it is likely that the critical frequency is below the frequency of operation.

At times a particular band may appear to go suddenly dead, even though conditions have otherwise been quite good. The periods of deadness which may last for almost any length of time are often due to strong ionisation of the D layer which has the effect of completely absorbing waves both upward and downward. This usually only happens during the daytime as ionisation of the D layer disappears at night.

## Ionospheric Chordal Mode Propagation

This mode of propagation has not been mentioned before but is generally accepted as a means of achieving DX operation around that portion of the earth away from the sun where darkness exists over more or less the whole path of transmission. During the darkness period the ionospheric F layer virtual height increases and a wave meeting the layer at an oblique angle may not be returned to earth in the usual way but instead may be reflected from point to point, chordally, along the layer itself as illustrated in Fig. 5.5. The wave is finally returned to earth at a point where daylight prevails once more and the F layer is at its lower normal height. Because a wave propagated by chordal hop mode is not reflected to earth at all along the major part of its travel, it suffers very little attenuation. For example, reception of very strong signals (S9+) from places as far distant as Australia or New Zealand etc., and via the long path when this is in darkness, may well be due to chordal hop propagation<sup>(2)</sup>.

(1) *Antennas*. J. D. Kraus. Sec 11-7, 12-4. McGraw-Hill Book Co. Inc.

(2) *HF Antennas for all Locations*. L. A. Moxon. RSGB.

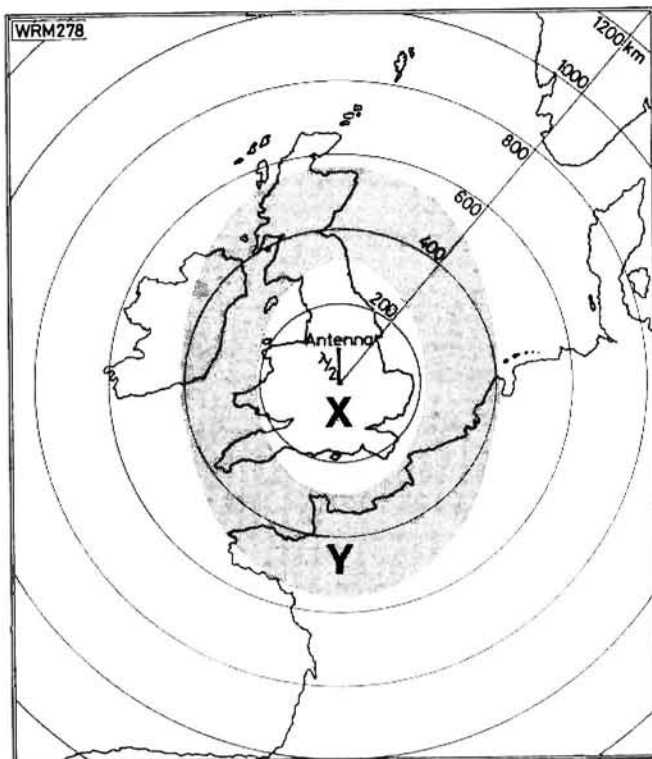


Fig. 5.3

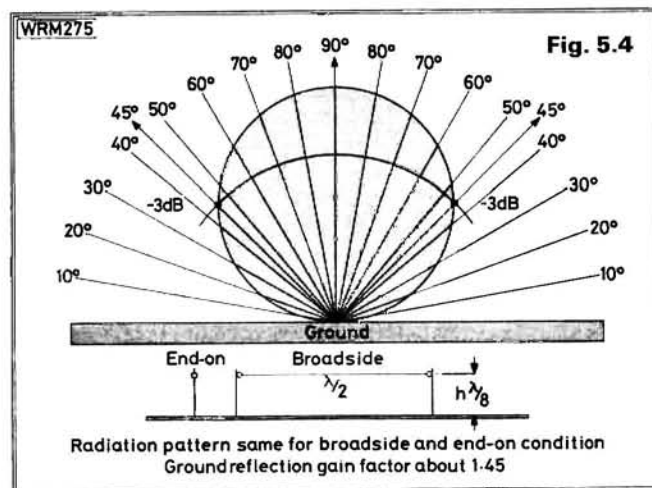


Fig. 5.4

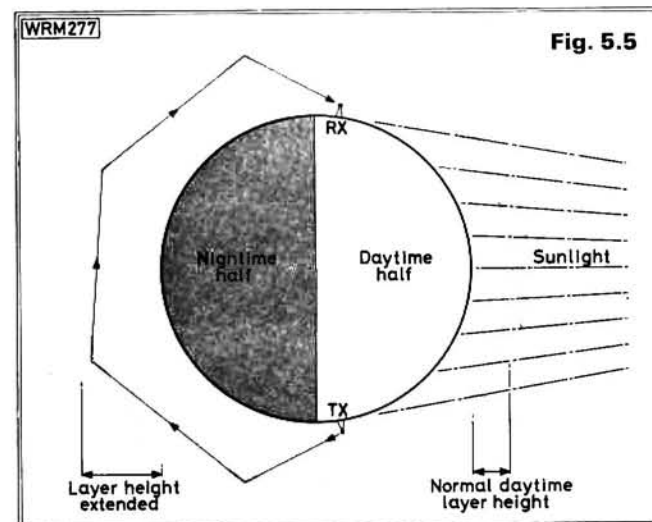


Fig. 5.5


# Reader Questionnaire

During 1984, 73 Magazine in the United States carried out a survey of their readers' views on amateur radio by means of a 50-item questionnaire. This same questionnaire, with some alterations to take account of national differences in amateur radio regulations and practice, was repeated later in the year in the Japanese magazine CQ Ham Radio, which afterwards compared the results obtained in the two countries.

We thought it would be interesting to carry out a similar exercise for the UK, using the common questions from the surveys in the USA and Japan, the two major strongholds of amateur radio, and adding some of our own to make up the 50.

In our questionnaire, Items 1-37 are the common questions, with one or two very minor modifications. Items 38-43 are questions on topics of general interest, while 44-50 are designed to give us information which we can use to develop PW further along the lines you, the readers, would like. We plan to publish a run-down on the answers to questions 1-43 in a future issue of PW, along with the results from the USA and Japan where relevant.

Some of the questions assume that you hold an amateur transmitting licence. If you do not, then please ignore those questions and answer the rest; we want to hear from listeners, too.



## YOU COULD WIN THIS RECEIVER!

DETAILS ON LAST PAGE OF PULL-OUT

## START HERE

### BACKGROUND

#### 1. Do you hold a current UK amateur transmitting licence?

- (5)  
Yes ☐ 1  
No ☐ 2

If "YES" please continue with the following questions, if "NO" skip to Q4.

#### 2. Which class of licence do you have?

- (6)  
Class A ☐ 1  
Class B ☐ 2

#### 3. How long have you had a licence?

- (7)  
1 year or less ☐ 1  
1-5 years ☐ 2  
6-10 years ☐ 3  
11-20 years ☐ 4  
21 years or more ☐ 5

#### 4. How old are you?

- ☐ 6  
☐ 7  
☐ 8  
☐ 9  
☐ 0  
15 and under  
16-21  
22-39  
40-59  
60 and over

#### 5. About how many hours a week do you devote to amateur radio? (round up to nearest hour)

- (8)  
☐ 1  
☐ 2  
☐ 3  
☐ 4  
☐ 5  
Up to 1 hour  
2-5 hours  
6-10 hours  
11-20 hours  
21 hours or more

#### 6. Which h.f. amateur band(s) do you use most often?

- (9)  
☐ 1  
☐ 2  
☐ 3  
☐ 4  
☐ 5  
☐ 6  
☐ 7  
☐ 8  
1.8MHz  
3.5MHz  
7MHz  
10MHz  
14MHz  
21MHz  
28MHz  
Do not operate h.f.

#### 7. Which v.h.f./u.h.f. amateur band(s) do you use most?

- (10)  
☐ 1  
☐ 2  
☐ 3  
☐ 4  
☐ 5  
50/70MHz  
144MHz  
430MHz  
1200MHz or higher  
Do not operate v.h.f./u.h.f.

#### 8. Which mode(s) do you use most?

- (11)  
☐ 1  
☐ 2  
☐ 3  
☐ 4  
☐ 5  
☐ 6  
a.m./s.s.b.  
c.w.  
f.m.  
RTTY  
SSTV  
TV

#### 9. How much money have you spent on amateur radio within the past year? (Include QSL expenses, magazines, club or society dues, and other incidental expenses.)

- (12)  
☐ 1  
☐ 2  
☐ 3  
☐ 4  
☐ 5  
☐ 6  
£0-£50  
£51-£250  
£251-£500  
£501-£1000  
£1001-£2500  
£2501 +

## SOCIAL CHARACTERISTICS

**10. Has amateur radio influenced your choice of career?**

- (13)
- Greatly ☐ 1
- Somewhat ☐ 2
- Not at all ☐ 3

**11. How old were you when you first became interested in the radio hobby?**

- (14)
- 15 years or younger ☐ 1
- 16-21 years ☐ 2
- 22-39 years ☐ 3
- 40-59 years ☐ 4
- 60 and over ☐ 5

**12. Do you think that the DTI should increase the speed on amateur c.w. examinations?**

- (15)
- Yes ☐ 1
- No ☐ 2

**13. Do you own a home computer?**

- (16)
- Yes ☐ 1
- No ☐ 2

*If "YES" please state which model*

..... (17)

**14. Do you think radio amateurs, compared to computer hobbyists, are:**

- (18)
- More technically inclined in their hobby ☐ 1
- Less technically inclined in their hobby ☐ 2
- Both are about equally skilled in their hobby ☐ 3

**15. Do you think that home computing is siphoning people (including youngsters) away from amateur radio?**

- (19)
- Yes ☐ 1
- No ☐ 2

**16. Should the City and Guilds of London Institute (CGLI) Radio Amateurs Examination System remain as it is?**

- (20)
- Yes ☐ 1
- No ☐ 2

**17. Should UK amateur licences retain a minimum age requirement?**

- Yes ☐ 3
- No ☐ 4

**18. Do you think that radio amateurs should be subject to periodic retesting?**

- Yes ☐ 5
- No ☐ 6

## OPERATING HABITS

**19. If amateurs were restricted to data communication only (no phone or c.w. operation) in all amateur bands, would you still continue with amateur radio as a hobby?**

- (21)
- Yes ☐ 1
- No ☐ 2

**20. Have you ever used a personal computer in conjunction with your amateur radio activities?**

- (22)
- Yes ☐ 1
- No ☐ 2

**21. Is it time to completely deregulate amateur radio by having the DTI turn over all responsibility for amateur operation to the amateur community?**

- (23)
- Yes ☐ 1
- No ☐ 2

**22. What do you think about exchanging QSL cards?**

- (24)
- Like it a lot ☐ 1
- Like it ☐ 2
- Neither like nor dislike ☐ 3
- Don't like it ☐ 4
- Dislike it a lot ☐ 5

**23. Do you think that c.w. sub-bands should be:**

- (25)
- Abolished ☐ 1
- Reduced in size ☐ 2
- Left as now ☐ 3
- Increased in size ☐ 4

**24. Do you think that DX nets have a place in amateur radio?**

- (26)
- Yes ☐ 1
- No ☐ 2

**25. Do you think that nets in general have a place in amateur radio?**

- (27)
- Yes ☐ 1
- No ☐ 2

**26. If, while tuning across a band, you heard a net called "Jammers International" in progress would you:**

- (28)
- Jam it ☐ 1
- Ignore it ☐ 2
- Complain to the DTI or some other organisation ☐ 3
- Listen to it ☐ 4
- Join it ☐ 5

*ONLY CLASS "A" LICENCE HOLDERS ANSWER Q27. HOLDERS OF OTHER LICENCES PLEASE SKIP TO Q28.*

**27. If required, could you solidly copy c.w. at the speed which you were licensed?**

- (29)
- Yes ☐ 1
- No ☐ 2

**28. If required, could you now pass the CGLI Radio Amateurs Examination?**

- (30)
- Yes ☐ 1
- No ☐ 2
- Don't know ☐ 3

**29. Do you think the Radio Society of Great Britain affects amateur radio in a positive manner?**

- (31)
- Yes ☐ 1
- No ☐ 2



**30. Do you ever speak to foreign, non-English-speaking amateurs in their own language?**

- (32)
- Often ☐ 1
- Sometimes ☐ 2
- I attempt it ☐ 3
- Rarely ☐ 4
- Never ☐ 5

**31. Do you solder together your own coaxial connectors?**

- (33)
- Yes ☐ 1
- No ☐ 2

**32. Is your antenna system mounted on your:**

- (34)
- House ☐ 1
- Tower/mast ☐ 2
- I only operate mobile/portable ☐ 3

**33. Have you ever designed or made your own antenna?**

- (35)
- Designed and made ☐ 1
- Made from a published design ☐ 2
- Never ☐ 3

**34. What do you think of contesting?**

- (36)
- Like it a lot ☐ 1
- Like it ☐ 2
- Neither like nor dislike it ☐ 3
- Don't like it ☐ 4
- Dislike it a lot ☐ 5

**35. What do you think of DXing?**

- (37)
- Like it a lot ☐ 1
- Like it ☐ 2
- Neither like nor dislike it ☐ 3
- Don't like it ☐ 4
- Dislike it a lot ☐ 5

**36. What do you think of repeaters?**

- (38)
- A very good idea ☐ 1
- A good idea ☐ 2
- Acceptable ☐ 3
- Not a good idea ☐ 4
- Totally against them ☐ 5

**37. If you heard an emergency net in progress, would you:**

- (39)
- Join in immediately and offer to help ☐ 1
- Listen, in case your help was needed ☐ 2
- Ignore it ☐ 3

**38. Do you use CB radio?**

- Used it in the past ☐ 4
- Use it now ☐ 5
- Never used it ☐ 6

**39. Do you think that there should be some form of novice licence in the UK?**

- Yes, for c.w. only ☐ 7
- Yes, for phone only ☐ 8
- Yes, for phone and c.w. ☐ 9
- No ☐ 0

**40. Do you construct your own radio equipment or accessories (excluding antennas)?**

- (40)
- Yes ☐ 1
- No ☐ 2

*If "YES", How?*

- From your own designs ☐ 3
- From designs published in books or magazines ☐ 4

**41. How would you describe your expertise in radio/electronics?**

- (41)
- Beginner ☐ 1
- Average ☐ 2
- Advanced ☐ 3

**42. How many radio rallies/exhibitions do you visit each year?**

- None ☐ 4
- 1 ☐ 5
- 2 or 3 ☐ 6
- 4 or more ☐ 7

**43. Which of these radio clubs/societies, if any, do you belong to?**

- (42)
- AMSAT ☐ 1
- BARTG ☐ 2
- BATC ☐ 3
- DXAGB ☐ 4
- G-QRP ☐ 5
- RAYNET ☐ 6
- RSGB ☐ 7
- Local radio society ☐ 8
- None of these ☐ 9

**44. Do you have any hobbies other than radio? If so, what?**

.....

.....

.....

## GENERAL INFORMATION

**45. Please state how often, if at all, you read each of these magazines: (please tick one box in each row)**

	All/Most issues ***	Occasionally **	Rarely *	Never	
<i>Amateur Radio</i>	<input type="checkbox"/> 1	<input type="checkbox"/> 2	<input type="checkbox"/> 3	<input type="checkbox"/> 4	(43)
<i>Elektor</i>	<input type="checkbox"/> 1	<input type="checkbox"/> 2	<input type="checkbox"/> 3	<input type="checkbox"/> 4	(44)
<i>Ham Radio Today</i>	<input type="checkbox"/> 1	<input type="checkbox"/> 2	<input type="checkbox"/> 3	<input type="checkbox"/> 4	(45)
<i>Radio and Electronics World</i>	<input type="checkbox"/> 1	<input type="checkbox"/> 2	<input type="checkbox"/> 3	<input type="checkbox"/> 4	(46)
<i>Short Wave Magazine</i>	<input type="checkbox"/> 1	<input type="checkbox"/> 2	<input type="checkbox"/> 3	<input type="checkbox"/> 4	(47)
<i>Practical Wireless</i>	<input type="checkbox"/> 1	<input type="checkbox"/> 2	<input type="checkbox"/> 3	<input type="checkbox"/> 4	(48)
<i>Ham Radio (USA)</i>	<input type="checkbox"/> 1	<input type="checkbox"/> 2	<input type="checkbox"/> 3	<input type="checkbox"/> 4	(49)
<i>73 Magazine (USA)</i>	<input type="checkbox"/> 1	<input type="checkbox"/> 2	<input type="checkbox"/> 3	<input type="checkbox"/> 4	(50)
<i>CQ Amateur Radio (USA)</i>	<input type="checkbox"/> 1	<input type="checkbox"/> 2	<input type="checkbox"/> 3	<input type="checkbox"/> 4	(51)
<i>Practical Electronics</i>	<input type="checkbox"/> 1	<input type="checkbox"/> 2	<input type="checkbox"/> 3	<input type="checkbox"/> 4	(52)
<i>Everyday Electronics and Computer Projects</i>	<input type="checkbox"/> 1	<input type="checkbox"/> 2	<input type="checkbox"/> 3	<input type="checkbox"/> 4	(53)
<i>Electronics &amp; Wireless World</i>	<input type="checkbox"/> 5	<input type="checkbox"/> 6	<input type="checkbox"/> 7	<input type="checkbox"/> 8	

\*\*\* 3 or 4 out of 4 Issues \*\* 2 out of 4 Issues \* 1 or less out of 4 Issues

**46. Thinking now about *Practical Wireless*, which "added-value" features do you prefer?**

Extra editorial pages  
Datacards or charts  
Free gifts (e.g. Pocket  
magnifier with April  
1985 issue)

(54)  
☐ 1  
☐ 2  
☐ 3

**47. How interested are you in reading about the following facets of radio in *Practical Wireless*? (please tick one box in each row)**

	Very Interested	Quite Interested	Not at all Interested	
Licensed amateur radio	<input type="checkbox"/> 1	<input type="checkbox"/> 2	<input type="checkbox"/> 3	(55)
Broadcast listening on:				
Long/medium waves	<input type="checkbox"/> 1	<input type="checkbox"/> 2	<input type="checkbox"/> 3	(56)
Short waves	<input type="checkbox"/> 1	<input type="checkbox"/> 2	<input type="checkbox"/> 3	(57)
VHF	<input type="checkbox"/> 1	<input type="checkbox"/> 2	<input type="checkbox"/> 3	(58)
TV-DXing	<input type="checkbox"/> 1	<input type="checkbox"/> 2	<input type="checkbox"/> 3	(59)
Satellite TV	<input type="checkbox"/> 1	<input type="checkbox"/> 2	<input type="checkbox"/> 3	(60)
Antennas	<input type="checkbox"/> 1	<input type="checkbox"/> 2	<input type="checkbox"/> 3	(61)
Radio control of models	<input type="checkbox"/> 1	<input type="checkbox"/> 2	<input type="checkbox"/> 3	(62)
Test equipment	<input type="checkbox"/> 1	<input type="checkbox"/> 2	<input type="checkbox"/> 3	(63)
Professional uses	<input type="checkbox"/> 1	<input type="checkbox"/> 2	<input type="checkbox"/> 3	(64)
Computer applications	<input type="checkbox"/> 1	<input type="checkbox"/> 2	<input type="checkbox"/> 3	(65)

**48. Please state how interested you are in reading each of the following sorts of features in *Practical Wireless*? (please tick one box in each row)**

	Very Interested	Quite Interested	Not at all Interested	
News	<input type="checkbox"/> 1	<input type="checkbox"/> 2	<input type="checkbox"/> 3	(66)
Products	<input type="checkbox"/> 1	<input type="checkbox"/> 2	<input type="checkbox"/> 3	(67)
Equipment reviews	<input type="checkbox"/> 1	<input type="checkbox"/> 2	<input type="checkbox"/> 3	(68)
Modifications	<input type="checkbox"/> 1	<input type="checkbox"/> 2	<input type="checkbox"/> 3	(69)
Construction (major)	<input type="checkbox"/> 1	<input type="checkbox"/> 2	<input type="checkbox"/> 3	(70)
Construction (minor)	<input type="checkbox"/> 1	<input type="checkbox"/> 2	<input type="checkbox"/> 3	(71)
On the Air	<input type="checkbox"/> 1	<input type="checkbox"/> 2	<input type="checkbox"/> 3	(72)
Operating	<input type="checkbox"/> 1	<input type="checkbox"/> 2	<input type="checkbox"/> 3	(73)
Theory	<input type="checkbox"/> 1	<input type="checkbox"/> 2	<input type="checkbox"/> 3	(74)
Club News	<input type="checkbox"/> 1	<input type="checkbox"/> 2	<input type="checkbox"/> 3	(75)
Advertisements	<input type="checkbox"/> 1	<input type="checkbox"/> 2	<input type="checkbox"/> 3	(76)
History/Nostalgia	<input type="checkbox"/> 1	<input type="checkbox"/> 2	<input type="checkbox"/> 3	(77)

**49. Have you bought any of the following as a direct result of seeing an advertisement in *Practical Wireless*?**

	(78)
Major equipment (transmitter, receiver etc.)	<input type="checkbox"/> 1
Accessories	<input type="checkbox"/> 2
Antennas	<input type="checkbox"/> 3
Components	<input type="checkbox"/> 4
None of these	<input type="checkbox"/> 5

**50. And which national daily newspaper(s), if any, do you read most often?**

	(79)
<i>Daily Express</i>	<input type="checkbox"/> 1
<i>Daily Mail</i>	<input type="checkbox"/> 2
<i>Daily Mirror</i>	<input type="checkbox"/> 3
<i>Daily Telegraph</i>	<input type="checkbox"/> 4
<i>Financial Times</i>	<input type="checkbox"/> 5
<i>The Guardian</i>	<input type="checkbox"/> 6
<i>The Star</i>	<input type="checkbox"/> 7
<i>The Sun</i>	<input type="checkbox"/> 8
<i>The Times</i>	<input type="checkbox"/> 9

**We would welcome any other comment you would like to make about *Practical Wireless*.**

**Thank you for taking the trouble to fill in this questionnaire. To show our appreciation, we are giving away a very attractive prize to the winner of a simple competition, open to anyone returning a completed questionnaire.**

Please write in the space provided how many completed questionnaires you think we will receive back by 24th May 1985. The correct answer and the nearest estimate will be announced in our October issue and the winner will receive a prize of a Trio R-2000 h.f. communications receiver plus VC10 v.h.f. converter adding coverage of the range 118-174MHz. The Editor's decision is final.

**My estimate is:**

**Name and address:**

Please return your completed questionnaire to us in an envelope addressed:

Practical Wireless  
FREEPOST  
Room 2701  
King's Reach Tower  
Stamford Street  
LONDON SE1 6BP

**You do not need to put a stamp on the envelope. Please don't enclose anything else with the questionnaire.**

Although we shall be publishing the overall results of the survey, as mentioned at the beginning of the questionnaire, individual replies will, of course, be kept entirely confidential.

## No.32

### Roger Hall G4TNT(Sam)

All of this month's mods were given to me by David Monkhouse when I last visited him at Lowe Electronics in Matlock, so they are all for Trio equipment.

#### TR-9000

This mod allows the TR-9000 to be tuned whilst transmitting on s.s.b./c.w. First find the control unit (X53.1160.61) and then locate the 11-pin connector, J5. Find the third pin from the right (when viewed from the front panel) and cut the white/purple wire that is attached to it. Now connect the cathode of an 1N4148 type diode to the piece of wire that is still connected to the third pin. Solder the anode to the FT connection on the mode switch p.c.b. (See Fig. 1.)

The modification is now complete. It works by removing the 9 volt transmit supply from pin 5 of the microprocessor when on s.s.b./c.w. The diode is necessary to restore this 9 volt supply on f.m. transmit so as to activate the repeater shift instruction to the microprocessor.

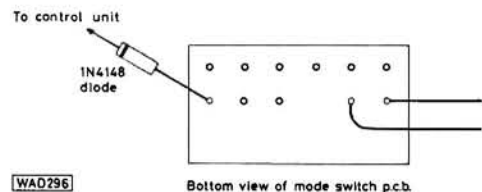
#### TR-9130

This mod lets the HIGH/LOW output power switch work on s.s.b./c.w. as well as on f.m. First remove the bottom cover (5 screws). Then locate R188 which is on the front left-hand side, just behind connector J33. The printing on the board is a little confusing and this resistor looks as though it has been labelled D48. When you have found R188, cut one of its legs and then replace the bottom cover. The HIGH/LOW power switch will now work on s.s.b./c.w.

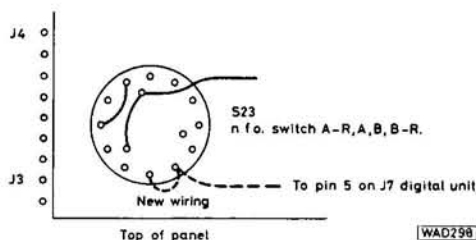
To adjust the low power output on both f.m. and s.s.b./c.w. remove the top cover and locate VR3. This is to the rear of the set and slightly to the right of centre. Adjust this pot until the required output power is obtained and then replace the top cover.

#### TS-780

This mod also allows the HIGH/LOW switch to work on s.s.b./c.w. Start by removing both the top and bottom



◀ Fig. 1



◀ Fig. 3

**IMPORTANT**—The ideas presented here are suggestions only, and as they are untried by this magazine, we cannot accept responsibility for any resultant damage, however caused. Before alterations are attempted, care should be taken to ensure that any guarantee is not invalidated, and it should also be borne in mind that modifications usually have an adverse effect on resale prices. In cases where specialist skills or equipment are needed, most dealers will undertake the work for a reasonable fee.

covers. Care should be taken not to damage the speaker and back-up battery wires when doing this. Now remove the four screws that retain the front panel, hinge this panel forward and drop it to its fullest extent. Remove the two screws that hold in the S-meter lamp bracket and lift the S-meter clear. Now find the board that is mounted on the rear of the switch-bank and locate the 10kΩ resistor that is just above the NOISE BLANKER switch on this board. Open-circuit it by cutting one of its legs. Re-assemble the S-meter, replace the covers and the mod is complete—the HIGH/LOW output power switch will now work on s.s.b./c.w.

#### TS-930S

This mod increases the number of memory channels from 8 to 16. Start by removing the cover and finding the digital unit (X54.1670). This is located underneath the p.l.i. board and is laid out as in Fig. 2. Linking pin 5 of the connector J7 to earth will access the 8 additional memories and this can easily be done by utilising some of the spare contacts on the v.f.o. switch to give 8 memories on v.f.o. A and another 8 on v.f.o. B. The switch, which should have new wiring added as shown, is seen in Fig. 3, with the other end of the new lead run across to the digital unit where it can be soldered to pin 5 of J7.

It is also possible to scan the memories but the scan will only monitor each memory channel without stopping, even when a signal is present. However, if you want to make use of this facility, just link pin 6 on connector J8 to earth and the scan will be initiated. This could be achieved by running leads from the connector to a suitable switch on the front panel.

Connector J8 can also be used to provide another very useful feature. If pin 8 on this connector is linked to earth, the entire main display will move one place to the left and a new digit will appear to the right. Thus the frequency display will be capable of displaying frequencies to 10Hz resolution. It is probably easier to hard-wire this link rather than make this feature switchable. Thanks for passing on these mods, David.

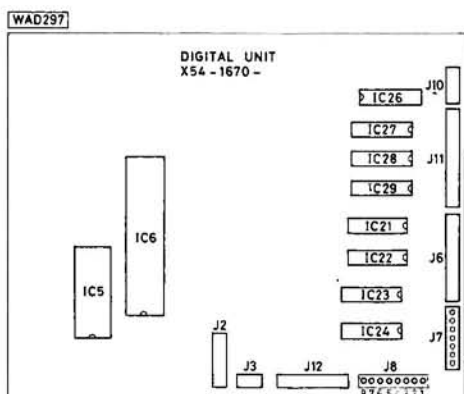


Fig. 2 ▶





# Direct Conversion Receiver

In this part of the *PW Colne* we look at the last of the p.c.b.s, Board 4, the crystal oscillator and frequency converter.

## Crystal Oscillator and Frequency Converter

Transistor 4Tr3 and associated components form an oscillator whose frequency is determined by crystal 4XL1. Its frequency can be trimmed to exactly 9MHz by trimmer capacitor 4C29. The output from the oscillator is taken via the 10.7MHz

i.f. transformer, 4T1, which can be tuned to 9MHz by adjusting its core. This type of crystal oscillator tends to produce some second and third harmonic components which are removed here by the lowpass filter formed by 4C24, 4C25, 4C26, 4L7 and 4L8. At the output of this filter, the second harmonic was -55dB, and the third harmonic -60dB, with respect to the fundamental. Reduction of the harmonic input to the frequency converter, 4IC1, helps to reduce the unwanted frequencies at its output, which have to be filtered out to avoid spurious responses.

The other input to 4IC1 comes from the 5-5.5MHz v.f.o. Biasing of 4IC1 is similar to that of 3IC1, but a "balance" preset potentiometer, 4R7, is provided which can be adjusted for minimum 9MHz output (as described later). Again, sums and differences of multiples of the input frequencies are produced at the outputs of 4IC1. The highest amplitude components are 9MHz minus 5-5.5MHz and 9MHz plus 5-5.5MHz.

A filter to select the difference frequency (4-3.5MHz) is connected to one output of 4IC1 (pin 6). This filter is designed to pass 3-4.5MHz so that

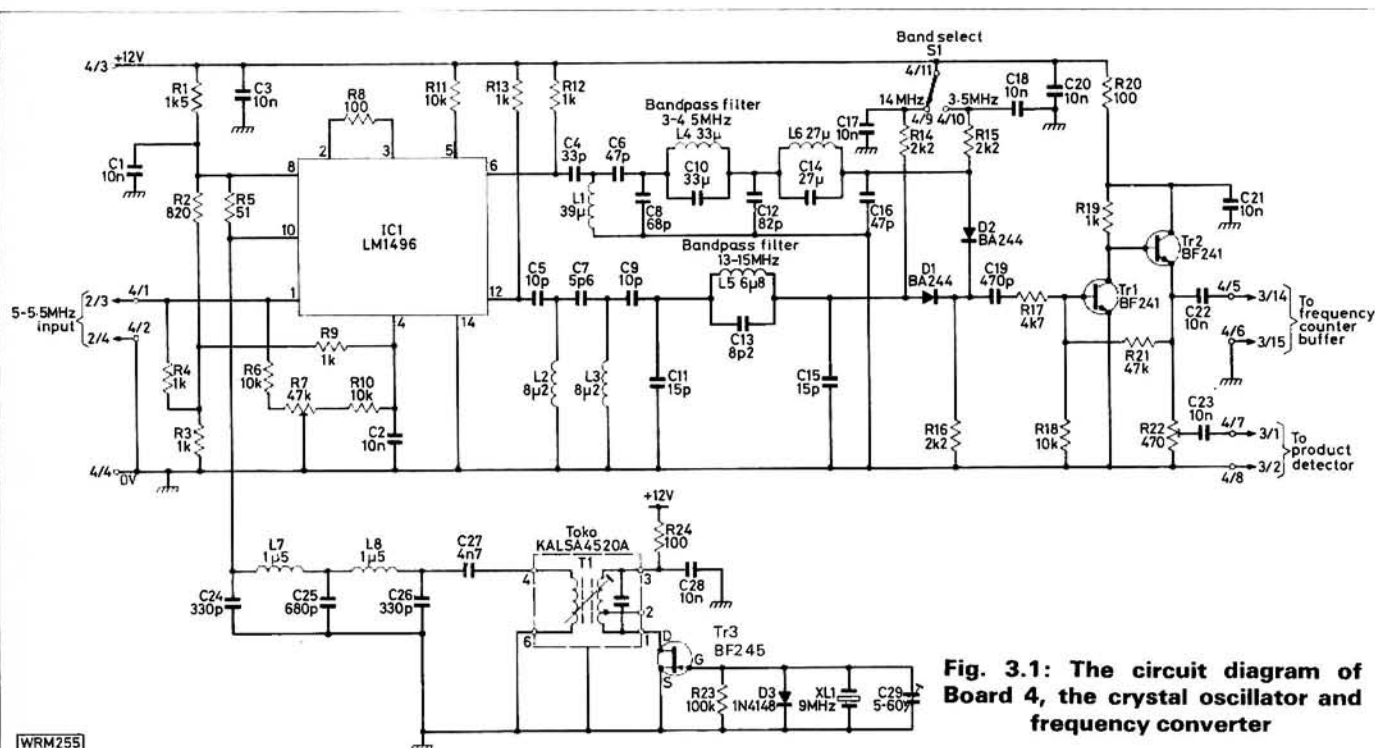


Fig. 3.1: The circuit diagram of Board 4, the crystal oscillator and frequency converter

## ★ components

### Board 4 Crystal Oscillator and Frequency Converter

#### Resistors

$\frac{1}{4}$ W 5% Carbon film

51Ω	1	R5
100Ω	3	R8,20,24
820Ω	1	R2
1kΩ	6	R3,4,9,12,13,19
1.5kΩ	1	R1
2.2kΩ	3	R14-16
4.7kΩ	1	R17
10kΩ	4	R6,10,11,18
47kΩ	1	R21
100kΩ	1	R23

#### Miniature horizontal preset

470Ω	1	R22
47kΩ	1	R7

#### Capacitors

Disc ceramic

10nF	10	C1-3,17,18,20-23,28
------	----	---------------------

#### Sub-miniature plate ceramic

5.6pF	1	C7
8.2pF	1	C13
10pF	2	C5,9
15pF	3	C10,11,15
33pF	2	C4,14
47pF	2	C6,16
68pF	1	C8
82pF	1	C12
330pF	2	C24,26
470pF	1	C19
680pF	1	C25
4.7nF	1	C27

#### Polypropylene Trimmer

5-60pF	1	C29
--------	---	-----

#### Inductors

KALSA4520A	1	T1
------------	---	----

#### Semiconductors

##### Diodes

BA244	1	D1,2
1N4148	1	D3

##### Transistors


BF241	2	Tr1,2
BF245	1	Tr3

##### Integrated Circuits

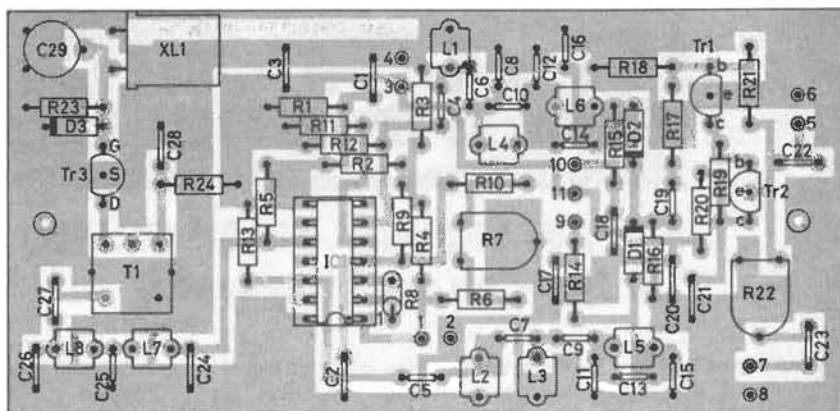
LM1496	1	IC1
--------	---	-----

#### Miscellaneous

9MHz HC18U Crystal; s.p.c.o. switch, Veropins, p.c.b., 6BA nuts and bolts.



WRM274



**Fig. 3.2: The component layout and p.c.b. track pattern, shown full size, for Board 4**

no adjustments are necessary despite the tolerances of the components used. Another filter is connected to the other output of 4IC1 (pin 12) which selects the sum frequency (14-14.5MHz). This filter will pass frequencies of 13-15MHz. This method of driving filters means that no switching is required on the inputs to the filters. Unwanted frequencies at the output of each filter are more than 40dB less than the wanted frequency.

Whichever filter output is required is selected by 4S1 which switches d.c. to diode 4D1 via 4R14 or 4D2 via 4R15. The correct termination impedance for the selected filter is provided by 4R16 and either 4R14 or 4R15. This d.c. switching scheme means that no r.f. has to be taken to and from the bandswitch, which is always a potential source of problems.

Transistors 4Tr1 and 4Tr2 form a buffer amplifier to raise the level of the filter outputs to that suitable to drive the product detector, 3IC1. The output level is adjustable by varying 4R22 and another output is also provided to drive the frequency counter buffer if this is fitted.

## Construction (Boards 3/4)

With the exception of the controls 3R23, 4S1 and the POWER l.e.d. 3D1, all components are p.c.b. mounted. The p.c.b. track patterns and component placements for each board are shown in Figs. 2.3 and 3.2. The use of p.c.b.s makes construction simple and straightforward, but the circuits were prototyped and developed on Veroboard and copper-clad boards. Though these other methods are not very easy to use, especially when mounting dual-in-line i.c.s and transformers, they are a viable alternative to the p.c.b.s.

All the i.c.s on the prototype were mounted in sockets without any instability problems arising. Fault-finding is much easier if an i.c. can be substituted without unsoldering.

There is not much headroom available above the 9MHz oscillator and frequency converter board and so take care to keep all components as low as possible. There is sufficient height for a socket for 4IC1, however. It is because of the height restriction that 10nF, rather than 0.1μF, decoupling capacitors have been used on this board.

**MORE IN PART 4**



## Part 2 by Stephen J. Birkill\* G8AKQ The Satellites and Programmes

In Part 1 we started to look at satellite TV and what options are available. In this part we will look at satellite transponder frequencies and "footprint" coverage, and examine the type of electronics required for satellite reception.

### A QDBS Installation

A block schematic diagram of a satellite television receiving terminal of the type now being installed for Quasi DBS use in the UK is shown in Fig. 2.1. The antenna is a paraboloid reflector of between 1.2 and 1.8 metres aperture, front or offset fed, with the low-noise amplifier and first converter combined as a low noise block downconverter (l.n.b.), housed in a weatherproof enclosure with waveguide input and coaxial output and mounted directly on the antenna's feed horn. Block conversion implies a fixed-frequency local oscillator, and a wide-band (tunable) first i.f. The European industry-standard block i.f. is 950 to 1700MHz, corresponding to 10.95 to 11.70GHz at r.f. Local oscillator frequency is 10.00GHz, stabilised by a dielectric resonator oscillator (d.r.o.). Typical l.n.b. noise figure is 2.5dB, and conversion gain is in the region of 50dB.

Low-loss 50 ohm cable carries the first i.f. block into the home, while returning 15 volt d.c. power to the l.n.b. The indoor tuner-demodulator unit is placed on or adjacent to the TV set, and provides satellite channel selection and demodulation to video and audio, usually followed by remodulation as a standard u.h.f. a.m. (Ch. 36) PAL TV signal.

The second conversion is frequency-synthesised for stability, to a final intermediate frequency which may lie anywhere in the v.h.f./u.h.f. range. Every designer has his own preference, and favourite frequencies include 850, 612 and 410MHz and, much to the consternation of v.h.f. radio amateurs, 134 and 70MHz. A bandpass filter defines the receiver's selectivity and noise bandwidth, and is followed by the f.m. demodulator, usually a phase locked loop, which sets the threshold performance.

The demodulated baseband signal is de-emphasised (to restore a flat video response), filtered (to remove sound subcarriers and h.f. noise) and clamped (to remove the low-frequency triangular energy dispersal waveform), before being amplified to standard one-volt video level. The audio demodulator separates out the sound sub-carrier(s) in the 5.5 to 8.5MHz range, tunes, filters, demodulates and de-emphasises in much the same manner as a TV receiver's intercarrier sound circuits, and delivers a standard audio signal. Video and audio outputs are available from the satellite receiver, but a unit designed for QDBS will also supply a u.h.f. remodulated output for use with a normal TV set.

The block conversion system lends itself readily to multiple receiver installations with independent channel selection, either within the home or to include neighbouring homes, a number of tuner demodulators being fed from the one l.n.b. While the larger SMATV installations will require CATV-type distribution, with separate receivers and modulators for each channel carried, smaller systems of just a few dwellings can clearly operate more economically by distribution of the full first i.f. block, each home having its own set-top tuner demodulator.

### Footprints and Frequencies

The southern sky as seen from London is shown in Fig. 2.2, the geostationary arc stretching from the eastern to western horizon. Only satellites with C-band or K-band TV capacity are shown. As well as operational satellites, I have included systems with firm launches planned during the next three years. It should be borne in mind that some transponders direct their beams to other parts of the earth's surface—not all will be receivable in the UK, at least not with antennas of realisable dimensions. The Clarke orbit belt will have much the same appearance throughout the British Isles, with a decline in elevation angle being apparent at higher latitudes.

\*Mr Birkill is Technical Director,  
Satellite TV Antenna Systems Ltd.



Examples of footprints of the 11GHz systems listed in Part 1 are shown in Figs. 2.3 and 2.4. These contour maps represent the current typical (not guaranteed) values of saturated transponder e.i.r.p. in dBW, for each satellite and beam. Most services operate at saturation, to give maximum radiated power, but remember the INTELSAT V F4 West Spot channels are "half-transponder", with e.i.r.p.s some 4dB below the footprint value.

ECS, INTELSAT and DBS are dual-polarisation frequency re-use systems: the two orthogonal senses of polarisation carry independent transmissions. Accurate alignment of antenna feeds allows 30dB or more of discrimination against the unwanted signal from the same satellite. Further protection against interference is given by offsetting the cross-polarised channel frequencies within the wide-band transponders (ECS, INTELSAT) or by offsetting the transponder frequencies themselves (DBS).

## Noise

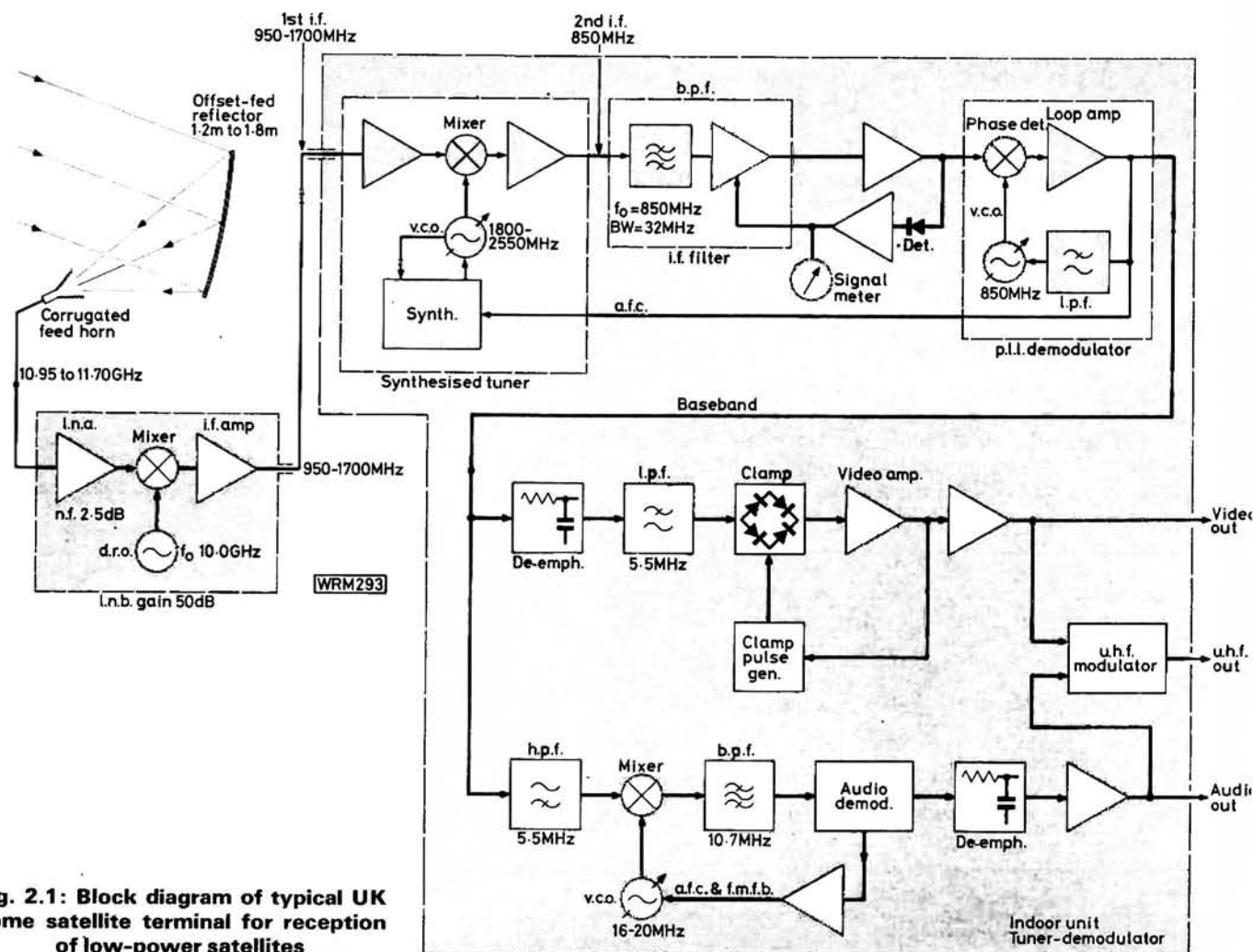
All the transmissions of interest employ frequency modulation of the r.f. carrier by the video signal. At microwave frequencies receiver noise is the enemy, and f.m. has the advantage that the receiver can operate at carrier to noise ratios (c/n) as low as 9 to 14dB, while still recovering pictures with weighted signal to noise ratios (s/n) of 45dB or more after demodulation. Amplitude modulated transmissions would demand very much higher satellite power for the same performance. Below the receiver's f.m. threshold (7 to 11dB for most receivers) the

"f.m. advantage" is lost: the demodulated signal degrades rapidly, and is quite unuseable at a c/n value of 3dB.

It is possible to predict the power levels in a satellite downlink far more accurately than with terrestrial transmissions, and we can specify link performance to a fraction of a dB. Indeed, the odd one or two dB change in signal level on a satellite circuit can make the difference between success and failure. The aim is to achieve a c/n just above threshold: any more is a waste of resources and gives only a marginal improvement in performance; any less and the results are not worth having. Operation close to f.m. threshold gives a very characteristic effect to the TV picture. As c/n is reduced, isolated spikes of impulse noise appear as random spots or streaks throughout the picture, although the overall h.f. video noise level may be low. These high level impulses, or "sparklies" as they are known in the USA, are white in dark areas of the picture and black in light areas. They will also be more concentrated in regions of saturated colour. Further reduction of c/n below threshold intensifies the effect, until the picture is obliterated.

## Link Budget

In order to determine the receiving terminal requirements for each satellite service, we must calculate a "power budget". We can start with the e.i.r.p. value given by the footprint map—this has already been derived from a knowledge of the transponder's r.f. output power and the



**Fig. 2.1: Block diagram of typical UK home satellite terminal for reception of low-power satellites**

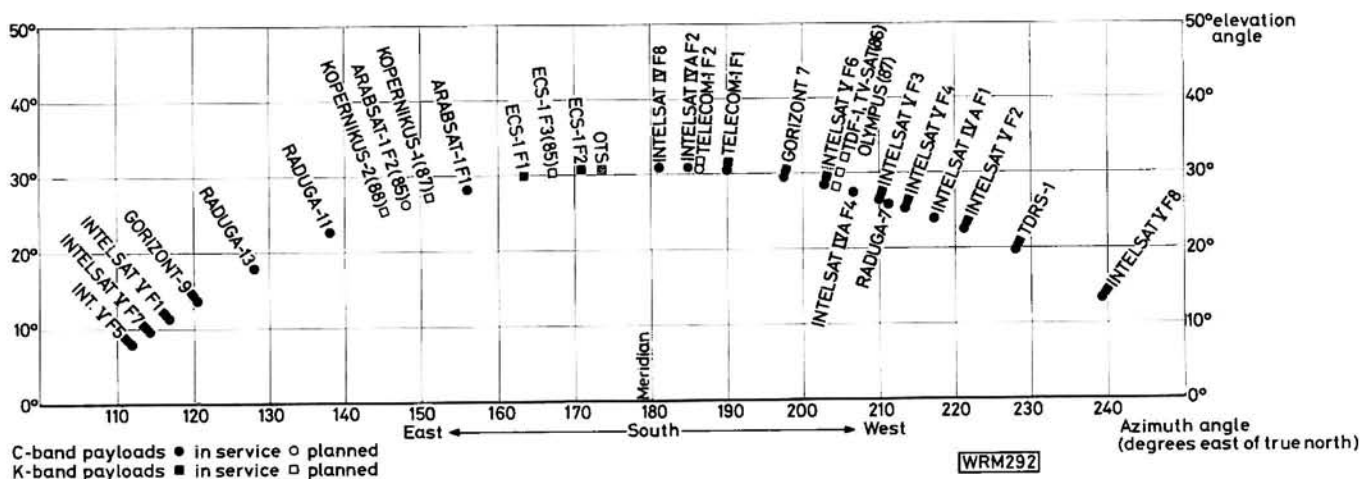


Fig. 2.2: The geostationary orbit as viewed from London

satellite antenna's net gain, taking into account waveguide and switching losses on board the satellite. Let us assume we wish to receive one of the ECS F1 Spot West services, and that our location lies on the 47dBW contour. We shall work in decibels, so gain factors will be added rather than multiplied.

## Path Loss

The major loss factor is the free space "spreading" attenuation over the distance from satellite to receiving terminal, proportional to the squares of frequency and of distance according to the inverse-square law. For a path length of 38 700km from ECS to the UK, at a frequency of (say) 11.5GHz, this works out at 205.4dB. Atmospheric attenuation under clear sky conditions adds a maximum of 0.5dB to the path loss figure at moderate elevation angles. Heavy rainfall can increase the figure by several dB for short periods, but statistics show 11GHz rainfall attenuation in excess of 3dB to be quite a rare occurrence in temperate climates—most of the time signal levels remain substantially constant.

## Antenna Gain

From here on, our terminal has to make the most of the available signal. Antenna gain (always referenced to the hypothetical isotropic radiator, not the familiar dipole) makes the largest contributions. At this frequency, a 3 metre dish of 61 per cent efficiency (a typical value) yields a gain of 49.0dBi. Gain is proportional to area, or to the square of diameter, so halving the diameter will reduce the

gain by 6dB (four times power ratio), all other factors being equal. A 1.5 metre antenna will have a 43dBi gain, and a 750mm dish achieving the same efficiency will show a gain of 37dBi.

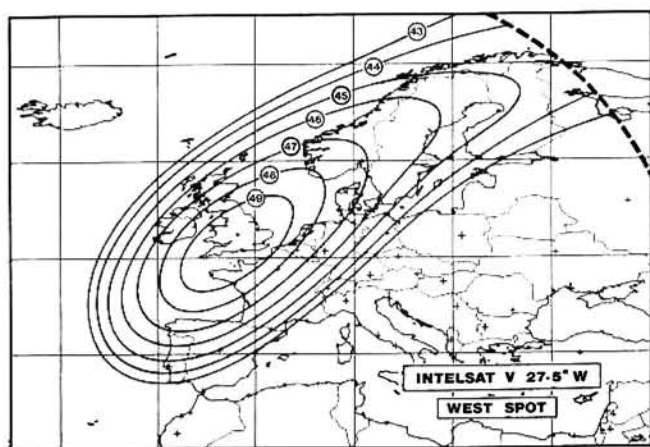
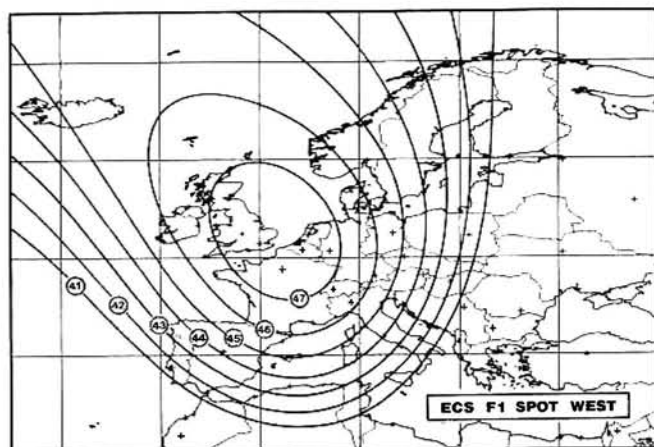
## Carrier Power

After the antenna comes the receiver's electronics, the input mixer or low-noise amplifier (l.n.a.), or in commercial K-Band systems usually a combined l.n.b. Knowledge of the receiving antenna gain enables us to calculate the signal power present at the antenna output/l.n.b. input port, to which the system's noise performance is referred. For the sake of the exercise we shall assume clear sky conditions and ignore miscellaneous loss factors such as waveguide and mismatch loss, polarisation misalignment, pointing error, etc.

$$\begin{aligned}
 \text{If e.i.r.p.} &= 47\text{dBW} \\
 \text{total path loss } L &= 205.4 + 0.5\text{dB} \\
 \text{1.5m antenna gain } G &= 43\text{dBi then,} \\
 \text{l.n.b. input power} &= \text{e.i.r.p.} - L + G \\
 &= 47 - (205.4 + 0.5) + 43 \\
 &= -115.9\text{dBW,} \\
 &\text{equivalent to } 2.57 \text{ picowatts}
 \end{aligned}$$

## System Noise Temperature

Against this we must set the sum of all noise contributions, referred to the l.n.b. input. It is convenient to express noise power as its equivalent noise temperature, measured in kelvin (K).



Noise figure is defined as:

$$10 \log_{10} \left( 1 + \frac{T_R}{290} \right)$$

where  $T_R$  is the receiver's equivalent noise temperature. So a 3dB noise figure represents a noise temperature of 290K. Commercial l.n.b.s typically have conversion gains in the 50dB region, in order to overcome i.f. cable losses and indoor unit noise figure contributions. In a well-engineered system these amount to no more than 1 or 2K referred to l.n.b. input, and overall receiver noise temperature is substantially the same as l.n.b. noise temperature.

However, the system noise temperature  $T_S$  is made up not only of receiver noise temperature  $T_R$ , but also the antenna noise temperature  $T_A$ . At h.f., antenna noise temperatures are measured in thousands of degrees, but a high gain microwave antenna looking skywards (away from the sun) will intercept very little external noise. Apart from the cosmic microwave background, plus a small thermal contribution from the atmosphere and from waveguide loss in the feed components, antenna noise is entirely the result of terrestrial thermal noise entering the antenna. This is caused by sidelobes to the main beam, or spill-over from the feed system, seeing "hot" (20°C is 293K) ground, buildings or trees, particularly at low elevation angles. At 11GHz, for the antenna sizes considered here, and at elevation angles above 20 degrees, we should expect to see clear sky antenna noise temperatures of between 25 and 50K.

Our 1.5 metre antenna looking at ECS (about 30° elevation from southern England) might exhibit a  $T_A$  of 35K. Assume we have a 3dB l.n.b. noise figure (290K), so system noise temperature  $T_S = 290 + 35 = 325K$ . To convert this to noise power we must know the noise bandwidth of our receiver.

## IF Bandwidth

We can apply the familiar Carson Rule (Bandwidth =  $2f_d + 2f_m$ ) to the f.m. signal. A typical value of peak video deviation is 12.5MHz, measured at the pre-emphasis crossover frequency. In the PAL and SECAM systems, maximum modulating (video) frequency is about 5.5MHz. So the required bandwidth would seem to be  $(2 \times 12.5) + (2 \times 5.5)$ , or 36MHz. Adding a sound subcarrier above the video baseband, at perhaps 6.6MHz, would increase this to 38.2MHz. But Carson is a little pessimistic when applied to f.m. TV, and in practice 36MHz is more than sufficient bandwidth for the full deviation signal, including sound subcarrier. Certain of the European transmissions adopt a lower deviation, 10MHz peak (equal to 20MHz peak to peak, or "per volt"), and specify a channel bandwidth of 30MHz. The WARC-1977 DBS plan defined a channel only 27MHz wide.

It is important that our receiver's i.f. filter should be no wider than necessary to pass the desired signal without distortion. Too much bandwidth just lets through more noise, and impairs the all-important carrier to noise ratio presented to the demodulator. Let us assume we have selected a compromise filter bandwidth of 32MHz. The noise bandwidth of a filter is not the same as its 3dB bandwidth, being dependent upon the filter's design and shape factor, but the difference is small and we shall ignore it here.

Noise power is given by

$$P = kTB$$

where  $k$  = Boltzmann's constant (equal to  $-228.6\text{dB/K/Hz}$ )

$T$  = noise temperature in K

$B$  = the bandwidth in hertz.

## Glossary

c/n	carrier-to-noise ratio
dBW	decibels relative to one watt
d.r.o.	dielectric resonator oscillator
e.i.r.p.	equivalent isotropically radiated power
G/T	gain to noise temperature ratio
l.n.a.	low noise amplifier
l.n.b.	low noise block downconverter
MAC	Multiplexed Analogue Component
PAL	Phase Alternation Line
QDBS	Quasi Direct Broadcasting by Satellite
SECAM	Sequential with memory (or Sequential Colour & Matrixing)
SMATV	Satellite Master Antenna Television
s/n	signal-to noise ratio
TVRO	Television Receive Only

So, in dB, for a system noise temperature of 325K (25.1dBK) and a bandwidth of 32MHz (75.1dBHz), noise power equals  $-228.66 + 25.1 + 75.1$ , equals  $-128.4\text{dBW}$  (0.14pW).

## Carrier Noise Ratio

We now have the "noise" part of carrier to noise ratio. The calculated carrier power at the same point in the system was  $-115.9\text{dBW}$ , so

$$\begin{aligned} \text{c/n (dB)} &= \text{carrier power (dBW)} - \text{noise power (dBW)} \\ &= -115.9 - (-128.4) \\ &= +12.5\text{dB} \end{aligned}$$

We can live with this, and in fact this value of c/n will result in a picture quality perfectly adequate for home viewing. Signal to noise ratio will be below studio standards, but far beyond what many viewers seem to ask of their terrestrial TV antennas. The high quality achievable with small dishes and low power satellites is a source of wonder to those unfamiliar with satellite TV.

## G/T Figure of Merit

If I seem to have manipulated a great many variables to arrive at this result, consider that for a given satellite and transponder, the e.i.r.p. and path loss are fixed, determining the field strength (power flux density) on the ground. We are left with antenna gain, system noise temperature and receiver i.f. bandwidth to play with, and of those the latter is more or less set by the transmission parameters. The remaining two terms, gain and noise temperature, may be conveniently combined into a single figure of merit known as G/T, the gain to noise temperature ratio, as a measure of the system's r.f. sensitivity. The terminal analysed here has antenna gain of 43dBi and a system noise temperature of 325K. Expressed in dB, the latter is  $10 \log 325$ , or 25.1dBK

and G/T is given by:

$$\begin{aligned} \text{G/T (dBK)} &= \text{Gain (dBi)} - \text{system noise temp (dBK)} \\ &= 43.0 - 25.1 \\ &= 17.9\text{dB/K} \end{aligned}$$

The G/T figure allows a direct comparison of effective system sensitivity, between different combinations of antenna and l.n.b. Identical G/T (and hence performance) could be obtained from a 3 metre antenna (49dB gain) and a system noise temperature of 1288K (7.3dB l.n.b. noise figure), or from a 1 metre antenna (39.5dB gain) and a 1.3dB noise figure l.n.b. (144.5K system noise). Current l.n.b.s have noise figures of between 2.0 and 3.0dB, and this sets the practical range of antenna sizes.

To be continued



# Products

## Top of the Range Trio

Trio have a world-wide reputation for producing top-flight h.f. base station receivers—the introduction of the latest in this series, the TS-940S, will be seen to offer improvements in both performance and facilities of even this well established range.

From the outset Trio have acknowledged the demand for a transceiver whose receive performance, in terms of dynamic range and selectivity, will produce optimum results within the ever compacting h.f. amateur and broadcast bands. Apart from direct key access to all current h.f.

amateur bands the TS-940S provides continuous RX coverage over the range 150kHz to 30MHz with a quoted dynamic range, at 14MHz (50kHz spacing, 500Hz c.w. bandwidth) of typically 102dB. Slope tuning of the i.f. passband on both u.s.b. and l.s.b. together with c.w. variable bandwidth tuning, i.f. notch filter (40dB) and active c.w. audio filtering are incorporated. A selection of i.f. filter bandwidth options are available—the normal version is provided with 2.7kHz i.f. filtering for s.s.b. (at 8.83MHz and 455kHz) and 6kHz for a.m. (455kHz).

To complement this performance the transmitted signal passes to the

antenna via a 28V solid state final—full or semi break-in is available and as standard the TS-940S can be operated in s.s.b./c.w./a.m./f.m. and f.s.k. modes.

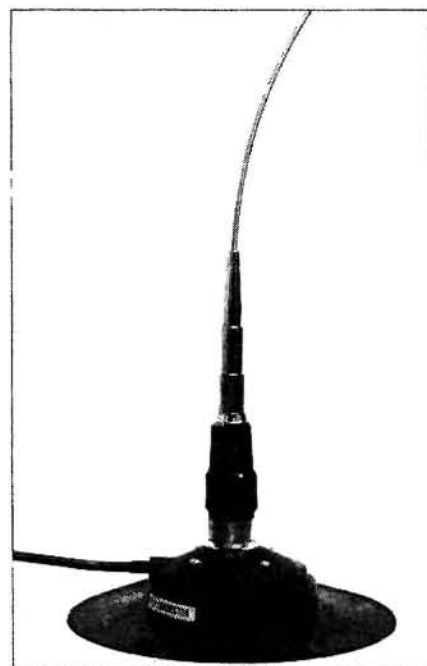
Frequency selection can be accomplished by either of the twin v.f.o.s, 40 memory channels or direct keyboard command. Once entered the v.f.o. can be used to tune away from the selected frequency in 10Hz steps or if the control knob rotation exceeds two to three revs per second, both the rate and step size increase automatically. Frequency readout is via a large fluorescent digital display with combined analogue sub-scale—a separate green back-lit dot matrix l.c.d. shows graphically v.b.t. and i.f. slope tuning positions and can be used to review memory or alternative v.f.o. frequencies, monitor the state of the (optional) internal tuning unit or display time and pre-programmed on/off switching times. For those with diminished eyesight, all mode changes are audibly verified by c.w. ident with frequency details available on demand from the optional digital YL speech synthesiser.

For further details and its matching accessories contact: *Lowe Electronics, Chesterfield Road, Matlock, Derbyshire DE4 5LE. Tel: (0629) 2817/2430.*



## Super Mag-mount

Most mobile operators will either have heard of, or experienced a wandering magnetic mounted antenna when speeds around 30 miles per hour are exceeded.



Waters and Stanton Electronics claim that a mag-mount that they have discovered, is more than three times stronger than conventional types and portrays positively limpet like qualities of adhesion.

The special design means that for normal car mounting surfaces, and up to the legal speed limit, the antenna will stay put. Tests have indicated that there is every likelihood of the antenna base breaking before the magnetic base parts company with the car metal work.

The magnetic mount comes complete with SO239 connector, 50Ω cable terminated with a PL259 plug, for connection to the transceiver.

Made in Japan and priced at around £15.00, the unit should be found in most good amateur radio shops, or alternatively is available for £16.75, which includes carriage, direct from: *Waters and Stanton Electronics, 18-20 Main Road, Hockley, Essex SS5 4QS. Tel: (0702) 206835 or 204965.*

## Ten FM Conversion

New from Spectrum Communications is their SC29 synthesiser conversion board which can be fitted to most legal

UK f.m. CB rigs to give coverage of 29.31 to 29.70MHz in forty 10kHz steps.

The board, which measures 76 × 38 × 13mm, is designed for rigs where the synthesiser v.c.o. runs at around 17MHz on receive and 13.9MHz on transmit. This includes the LC7136 and LC7137 series and TC9119P p.l.l. i.c.s., which form the vast majority of synthesisers. Fitting, which involves connecting up one screened and four unscreened wires, takes around 30 minutes, including aligning the synthesiser for lock. Retuning for full sensitivity and output power on 29MHz takes somewhat longer.

The board is supplied built and aligned for £15.00 including VAT and p&p, with fitting instructions and retuning information. Or Spectrum will fit the board and return your rig fully tuned in 10 to 14 days for an inclusive price of £27.50. Conversion of rigs containing the MC145106 such as the JWR, DNT, LCL and ICOM is done by the crystal method and including retuning and postage is again £27.50.

Further details from: *Spectrum Communications, Unit B6, Marabout Industrial Estate, Dorchester DT1 1YA. Tel: (0305) 62250.*

## Handheld Scanner

Scanning receivers continue to be a very popular item with both the radio amateur and general listener, often involving mains powered or 12V d.c. "base station" type installations. Whilst such equipment, when used with a suitable wide bandwidth external antenna, is capable of excellent performance there are often times that require the receiver to be taken to the point of activity.

The Regency HX2000 is a true handheld programmable 20 channel a.m./f.m. monitor receiver operating from its own 4.8V NiCad pack.

Performance of the compact (77 x 175 x 39mm) unit is the equal of most house-bound scanners—typical sensitivities, quoted at 12dB SINAD, are 0.5µV over the v.h.f. ranges 60–90MHz/137–148MHz and 0.7µV over the ranges 148–175MHz, 406–450MHz, 450–470MHz and 470–496MHz. The range 18–136MHz is quoted as 1µV at a signal-to-noise

ratio of 10dB. Selectivity for both a.m. and f.m. is 6dB at  $\pm 7.5$ kHz; scanning of pre-entered memory channels takes place at the rate of 15 channels per second, or approximately seven seconds to cover each MHz when on search scan. Scan stop delays are selectable at either 0.6 or 2 seconds with a priority channel also at 2 seconds. On the v.h.f. ranges search frequency increments are available at 5, 10 and 12.5kHz with fixed u.h.f. increments at 12.5kHz.

Frequency entry and control is by front deck keypad with frequency readout and function status via side illuminated (switchable) l.c.d. display. Audio output is 120mW at under 10 per cent distortion.

The HX2000 is available at £269.00 inc. VAT, NiCads, charger, antenna, case and user manual from: *Garex Electronics, 7 Norvic Road, Marsworth, Tring, Herts. HP23 4LS. Tel: (0296) 668684.*



## Icom 85 Models

Thanet Electronics have supplied advanced details of several new items of Icom amateur band equipment to be launched in the UK during 1985.

The IC-3200 is an extremely compact (140 x 50 x 207mm) dual-band 144/430MHz f.m. mobile transceiver, capable of providing 25W of r.f. on either band. Channel separation of the UK model is selectable at 25/12.5kHz with standard 1750Hz toneburst. Unlike its dual-band competitors the IC-3200 is supplied with an internal duplexer which provides more than 40dB of isolation between bands and allows the use of a single dual-band antenna. Whilst being very compact the transceiver has the full complement of functions available, including



twin v.f.o.s, 10 memory channels (which include mode, frequency and offset information) and comprehensive scanning options. For base-station operation a d.c. power supply, desk microphone and external speaker are available together with the UT-23 speech synthesiser.

To cater for the h.f.-minded the IC-735 h.f. transceiver is the latest model in this well established series, superseding the IC-730. Once again compact size, 241 x 94 x 272mm, together with comprehensive facilities should ensure this transceiver is well received (must give up these puns!). Full transceive coverage of all amateur

bands is provided together with general-coverage reception to 30MHz. Principal modes are s.s.b., c.w. (with full or semi break-in and selectable filter bandwidths), a.m. and f.m. An electronic auto-keyer, passband tuning and variable notch filtering are all included. To make its presence felt the IC-735 is capable of 200W p.e.p. output (40W a.m.) and has switchable audio processing.

For further details of both these transceivers and other Icom products soon to be introduced, contact: *Thanet Electronics, Dept PW, 143 Reculver Road, Herne Bay, Kent. Tel: (02273) 63859/63850.*



# Products


## Expanding Raycom Range

R Withers Communications have provided details of several new items recently added to the Raycom range. Owners of the Yaesu FT-757GX h.f. transceiver will be interested in a Mod Board now available which will improve the v.f.o. tuning and eliminate v.c.o. "glitch". Additionally the main dial tuning speed can be increased from 5kHz to 50kHz per revolution (selectable on the 500kHz step switch). Our Editor, Geoff Arnold G3GSR, has been able to evaluate the uprated FT-757GX and finds the modification well worth while in terms of operating convenience. The board is supplied fully built and tested for £29.50, requiring eight connections to the mainboard microprocessor. Alternatively the unit can be installed by RWC for £39.50 plus carriage.



Hand portable owners should find the Raycom v.h.f./u.h.f. series 25 range of r.f. power amplifiers the ideal means to uprate their system output capability. Designed primarily for the 1-3W v.h.f. or u.h.f. portable, such as the Yaesu FT290R/790R, these self-contained units are based on a range of wideband hybrid power modules made by Mitsubishi and Toshiba and found in the vast majority of current 15 to 35W mobile and base station transceivers. The range includes both Class C (f.m./c.w.) and linear (all mode) options which are pre-set on request by Raycom to allow r.f. drive levels in the range 30mW to 5W; power requirements are 10-16V d.c.

A large vertically finned heatsink allows the amplifiers to be rated at 50 per cent duty cycle—this specification should not be ignored as high duty cycle mode users have already found to their cost, after finding large temperature excursions can lead to a non-resettable "thermal switch" condition. If you do find yourself in this situation RWC can also supply and fit replace-



ments to the majority of Japanese transceivers using these otherwise highly reliable output devices. For further details of the comprehensive range of power amplifiers, which incorporate auto TX/RX changeover relay switching and switchable hang time, or any other items in the Raycom range, contact: R Withers Communications Ltd., 584 Hagley Road West, Oldbury, Worley B68 0BS. Telephone: 021-421 8201.

## No Mess Thermal Joints

Remember the last time you built a high current p.s.u. and lovingly plastered the faces of the 2N3055 series regulator devices with heatsink compound? It's a messy job at the best of times—a potential contamination nightmare for the i.c. and miniature component manufacturer—a little zinc oxide filled silicone compound can go a long way!

Charcroft Electronics of Haverhill

Suffolk have just introduced a thermal joint compound called Crayotherm which combines high thermal conductivity and electrical resistance but comes in sheet, roll or ready formed gasket. When the equipment is switched on the Crayotherm, which is coated onto each side of a high thermal conductivity Kapton R insulator film, changes state from solid to liquid, thus wetting the thermal joint. At switch off the Crayotherm layers revert to the solid state—unlike previous dry

elastomeric ("rubbery") insulators this new material can be cycled indefinitely without hardening and subsequent breakdown.

At the moment Charcroft Electronics, the UK distributors, are mainly supplying equipment manufacturers but would welcome the opportunity to establish links with retail distributors. For further details contact them at: Charcroft House, Sturmer, Haverhill, Suffolk CB9 7XR. Telephone: (0440) 705700.

## Deluxe CW

With many thousands of UK amateur Class B licence holders now in possession of a letter of licence variation, allowing the use of on-air c.w. for tuition purposes, the next 12 months will see a large and hopefully permanent increase in the use of this most basic mode of communication. For the experiment to be a success the standard of the c.w. sent must be of a high order and no doubt with this particular use in mind Dewsbury Electronics have recently introduced their own designed and produced product, the Star-Masterkey.


Featuring full iambic keying, together with the facility for semi-automatic keying, the Star-Masterkey has dash/dot memories, speed ranges from 1-55w.p.m. and selectable

positive or negative keying to suit transistorised or valved transceivers. The unit has a built-in sidetone oscillator with its own loudspeaker, together with headphone socket for practice purposes. Power can be provided by internal 9V battery or 6-15 volt d.c. external p.s.u.

The keyer is enclosed in a purpose-designed, vinyl-clad steel enclosure and is fully guaranteed for 5 years. Your Star-Masterkey is available now at £52.95 inc. postage from: Dewsbury Electronics, 176 Lower High Street, Stourbridge, West Midlands. Tel: (0384) 390063.








# PRACTICAL WIRELESS INTRODUCE 3 MORE SPECIALIST REPRINTS

Articles on learning and using Morse code, with designs for iambic, triambic and memory keyers.

The PW "Severn", the "Dart" and the "Teme" all appear in this collection of articles about low-power transmission.

Popular designs from PW, with outputs up to 30 amps d.c. at 12 volts, plus articles on batteries, heatsinks, etc.


NOT FORGETTING OUR 5 FAVOURITE EXISTING TITLES . . .




A collection of articles on propagation and antennas, mostly v.h.f. and u.h.f.



A simple and inexpensive way into radio communication with the printed word.




Fault-finding with a multimeter in solid-state or valved equipment.



The theory and practice of antennas, from long waves to microwaves, plus test gear and accessories.



Covering the technical syllabus for the RAE, plus tips for the newly qualified amateur.



## ORDER FORM

Title, Price and Number Required		Cost		
	No.	£	p	
Practical Power Supplies £1.25				
Introducing Morse £1.25				
Introducing QRP £1.50				
Out of Thin Air £1.25				
Passport to Amateur Radio £1.50				
Are the Voltages Correct £1.50				
Wires and Waves £3.00				
Introducing RTTY £1.00				
TOTAL COST				
Add Post & Packing (60p for one title; £1.00 for two or more)				
TOTAL MONEY TO SEND £				

Please send your order and remittance to:  
**IPC Magazines Ltd., Post Sales Department,**  
 Lavington House, 25 Lavington Street,  
 London SE1 0PF

**NAME** .....  
 (BLOCK LETTERS)

**ADDRESS** .....  
 (BLOCK LETTERS)

..... Post Code .....

I enclose P.O./Cheque No ..... Value .....

UK remittances must be by crossed postal order or cheque (name and address on back please) and made payable to IPC MAGAZINES LTD. Remittances with overseas orders must be sufficient to cover despatch by sea or air mail as required. Payable by International Money Order only.

It is good to see more and more club secretaries including their telephone numbers when submitting info for this feature. It makes for a quicker link between a club and a prospective member who might not otherwise bother if it involved letter writing. It also takes up less of the precious space allocated to the club news feature, enabling more clubs to be mentioned every month.

**Abergavenny & Nevill Hall ARC: J. B. Davies GW4XQH** on telephone (0873) 4655. New secretary here due to unfortunate illness of GW3SSY, to whom we send our wishes for a speedy recovery. The club meets every Thursday at the Penny-Fal Hospital, in the room above Male Ward 2, at 7.30pm.

**Acton, Brentford & Chiswick ARC G3IU: W. G. Dyer G3GEH, 188 Gunnersbury Avenue, Acton, London W3.** Next meeting is Tuesday May 21, at 7.30pm, when G4GD will describe a modified all-band a.t.u.

**Bangor & District ARS: Stewart Mackay G14OCK** on (0247) 454049. Two important notes, the meeting spot is now the Royal Hotel, Bangor, on the first Friday of the month and the annual dinner dance at the Quarterdeck restaurant, Crosby Street, Bangor, on Friday May 10.

**Barry College of FE RS GW4BRB GW3VKL: P. Beckett GW4YCU, 9 St Fagans Road, Fairwater, Cardiff.** Meets every Thursday evening at 7.30pm, in the annex at Weycoch Cross, Barry.

**Biggin Hill ARC G4RQT G6TBH: Ian Mitchell G4NSD** on (09598) 376. Third Tuesdays of the month at St Marks Church Hall, Biggin Hill, Kent, starting at 8.30pm. The subject for May 21 will be getting going in the early days of amateur radio.

**Borders ARS: Mrs. S. P. Jones G11UK** on (0289) 305465. First and third Fridays at 8pm in the Tweed View Hotel, Berwick-on-Tweed. The lecture on May 12 will be on cubical quad antennas. The functions of the Royal Observer Corp will be the subject of June 7.

**South Bristol G4WAW: Len Baker G4RZY** on (0272) 834282. Every Wednesday at the Whitechurch Folk House, East Dundry Road, Whitechurch, Bristol, at 7.30pm. A 14MHz band activity evening will be run by G4TXW on May 8, with a "QSL Rally" by G1HFFJ on the 15th. There will be a 430MHz band night on the 22nd, ending the month with a bring-and-buy night on the 29th. The Bristol 70cm repeater group will give a presentation on June 5.

**Bromsgrove ARS G4TUI: John Rowlands G4OJS** on 021-445 3207. The British Legion Club at 8pm on the second and fourth Tuesdays, in Birmingham Road, Bromsgrove, Worcs.

**Cambridge & District ARC G2XV: David Leary G8JKV, The Farmhouse, Blackers Hill Farm, Lowndes Drove, Needingworth, Cambs.** Every Friday at 8pm, the Visual Aids Room, Coleridge Community College, Radegund Road, Cambridge, with G3DME holding forth on h.f. beacons on May 10, with a video presentation of members' shacks on the 17th. It's rig check-out time on the 24th.

**Cheltenham ARA: Tim Kirby G4VXE** on (0242) 36723 is the new secretary of the club which meets on first and third Fri-



# CLUB NEWS

Compiled by Eric Dowdeswell G4AR

Reports to: Eric Dowdeswell,  
57 The Kingsway, Ewell Village,  
Epsom, Surrey KT17 1NA  
PLEASE MARK "CLUB NEWS"

days of the month at the Stanton Room, Charlton Kings Library, Cheltenham. G4CNY talks on May 17 on his experiences operating from VP9AD in the 1984 WW SSB contest. Moonbounce operation is the subject for G4ASR on June 7.

**South Cheshire ARS: Nick Gutten G6IGW** on **Crewe 60062**. It's 8pm on second and fourth Mondays at the Victoria Club, Gatefield Street, Crewe. A net operates on S14 on Sunday evenings at 8pm. The club will be running special event station GB4SVF at the Shavington Village Festival in May.

**Cheshunt & District ARC G4ECT G6CRC: Roger Frisby G4OAA** on (0992) 464795. Wednesdays at 8pm, Church Room, Church Lane, Wormley. On May 15 G6AXO will deal with radio paging systems, with G3WFM talking on a contest operations "primer" on the 29th.

**Chester & District RS G3GIZ G8GIZ: Alan Warne G4EZO** on **Chester 40055**. Every Tuesday at 7.15pm with code classes to start with, at the Chester RUF Club, Hare Lane, Vicars Cross, Chester. Video show on May 14 includes "Secret Listeners" and "WOORE, next amateur in space". A talk on the 21st deals with the Northern ARA, ending the month on the 28th with G2JT discoursing on coaxial cables.

**Chichester & District ARC: C. Bryan G4EHG** on **Chichester 789587**. The Fernleigh Centre, 40 North Street, Chichester, at 7.30pm, first Tuesday and third Thursday of the month. On May 7 there will be a presentation by club members of 1.3GHz band ATV and make a

special note of Louis Varney G5RV addressing the club on June 4.

**Colchester Radio Amateurs: F. R. Howe G3FIJ** on (0206) 851189. The Colchester Institute, Sheepen Road, Colchester, at 7.30pm. On May 16 G4PAY has a quick look at the USA.

**North Cornwall RC: John West G6ICW** on **Bude 4976**. First Wednesday of the month at 7.30pm, the RAOB Club, Camelford, Cornwall. A d.f. hunt will be featured on June 5.

**Cornish RAC G4CRC: N. Pascoe G4USB** on **Falmouth 40367**. Main club meets in the Church Hall, Treleigh, on the old Redruth by-pass, at 7.30pm, with the computer section gathering at the same spot but on second Mondays. On June 6 the club will be addressed by G8VST on the subject of getting started on satellites. For the computer section the talk on May 13 will be on Boolean algebra.

**Coulsdon ATS G4FUR: Alan Bartle G6HC** on 01-684 0610. A lecture by G6MFM on basic test equipment will be given on May 13. The venue is the St Swithins Church Hall, Grovelands Road, Purley, Surrey, at 8pm on second Monday and last Thursday, which includes Morse tuition.

**Coventry ARS: Robin Tew G4JDO** on **Coventry 73999**. Fridays at 8pm, Baden Powell House, 121 St Nicholas Street, Radford, Coventry, May 10 is a night on-the-air, a talk on microwaves on the 17th, 24th also on-the-air, with a v.h.f. d.f. contest on the 31st. Morse tuition and practice available.

**Crawley ARC: Dave Hill G4IQM, 14 The Garrones, Worth, Crawley, W. Sussex.** Second and fourth Wednesdays at Trinity Church Hall, Ifield, at 8pm. Annual club dinner on Friday May 10, at Goffs Park Hotel, Crawley. A junk sale is organised for May 22.

**Droitwich ARC: Gordon Taylor G4HFP** on (02993) 3818. Second and fourth Mondays at the Scout HQ, Union Lane, Droitwich, next to the railway station, at 8pm. "Waves and resonance" is the subject of G3LBS on May 13 with the same lad talking on the uses of the oscilloscope on July 8.

**Dunstable Downs RC G8DDC G4DDC: Phil Morris G6EES** on **Dunstable 607623**. Gathers at Chews House, High Street South, Dunstable, at 8pm. On May 10 there will be d.f. hunts on both the 1.8 and 144MHz bands, with G8LOK talking on Satellites on the 24th. Provisional at the moment is a trip to the Mullard Observatory on June 7.

**Ealing & District RS G3UUP G8UUP: Anton Berg G4CSR** on 01-997 1416. Every Tuesday at 7.30pm, Northfields Community Centre, 71a Northcroft Road, London W13. On May 14 G4ROM will describe radio operating in Scandinavia.

**Edgware & District RS G3ASR: John Cobley G4RMD** on **Hatfield 64342**. Second and fourth Thursdays at 8pm, 145 Orange Hill Road, Burnt Oak, Edgware, Middx., with club net on 1.875MHz on Mondays at 10pm. Contest c.w. practice takes place on May 9 with a constructors' contest on the 23rd. A "straight key" evening will be held on May 30 on the 3.5MHz band.



AMATEUR RADIO EXCHANGE LTD

# FOR THE BEST PART-EXCHANGE & SECOND HAND BARGAINS

LONDON: 01-992 9142  
NORTHERN: 092 52 29881

MAIL ORDER ENQUIRIES: 38 BRIDGE STREET,  
EARLESTOWN, NEWTON LE WILLOWS, MERSEYSIDE  
WA12 9BA. Tel: 092 52 29881

**Exeter ARS: Roger Tipper G4KXR**  
on (0392) 68065. Annual used equipment sale on Monday May 13 at the Community Centre, St Davids Hill, Exeter, at 7.30pm. That's an invitation to have a good clear out!

**Ex-G Radio Club: D. Rayner W3CTR, 416 Burkhart Street, Johnstown, PA 15906.** A radio club for Radio Amateurs born in the UK and domiciled abroad. Contact W3CTR for further details.

**Exmouth ARC G4HOB: Des Thompson, Four Winds, 131 St Johns Road, Exmouth, Devon.** Meetings on May 8 and 22, both Wednesdays, at the 6th Exmouth Scout Hut, Marpol Hill, Exmouth, at 7.30pm.

**Flight Refuelling ARS: D. Wilkes G8ZLH, 63b Runnymede Avenue, Bearcross, Bournemouth.** May 5 brings an Italy Travel Log by John Sykes G6CML. G6NA talks on using repeaters in the 1950 on the 12th. G4WHO deals with another of his popular series "Nicks Rambles" on the 19th. A lecture to look out for is Satellite Telemetry since Sputnik by G3MQD on the 26th. June 2 brings an RSGB video. Club meets Sundays at 7.30pm at FR Sports & Social Club, Merley Park Road, Wimborne.

**Fylde ARS: F. Whitehead G4CSA on Lytham St Annes 737680.** First and third Tuesdays at the Kite Club, Blackpool Airport, at 7.45pm. On May 7 G3XSH, RSGB's regional rep, will give a chat on the RSGB, with a junk sale on the 21st. John Gibson, chairman of the Blackpool and Fylde Gliding Club, will deal with gliding as a sport on June 4.

**Glossop & District ARG: G. Sims G4GNQ, 85 Surrey Street, Glossop.** Last Thursday of the month at 8pm, the Nags Head, Charleston Road, Glossop.

**Grafton RS: John Kaine G4RPH, 74 Camden Mews, London NW1,** is the chairman who says the club meets second and fourth Fridays at 8pm, the Five Bells, East End Road, East Finchley, London. RAE and code classes and tuition plus computers as well as usual AR facilities.

**Grimsby ARS: George Smith G4EBK on Grimsby 887720.** Gathers on the second and fourth Thursday of the month at the Cromwell Social Club at 8pm. On May 9 and 23 there are d.f. hunts, while a visiting speaker will deal with antennas on the 30th. June 6 is computer time.

**Havering & District RC G8HRC G4HRC: D. St J. Gray G1HTQ on Hornchurch 41532.** Venue is Fairkytes, Billet Road, Hornchurch, Essex, on Wednesdays. On May 15 G4YHD speaks on "The Master Travels" and on the 29th G4MYO organises a d.f. hunt.

**Home Counties TV Group: Paul Hancock G8UAV, The Flat, 5a The Broadway, Southall, Middx.** Fourth Wed-

nesday of the month at the Beaconsfield Arms, West End Road, Southall.

**Horsham ARC: Pete Head G4LKW on Horsham 64580.** This may be in time to tell you that Ray Flavell G3LTP will talk on h.f. propagation on May 3. It's the first Thursday at 8pm, Guide HQ, Denne Road, Horsham, W. Sussex.

**Hull & District RS: C. North G4PEP on (0482) 77249.** Every Friday at 8pm, the West Park Recreation Centre, Walton Street, Hull, plus RAE classes on Tuesday evenings. May 3 brings a repair night and on May 10 there will be a talk on operating AR while on holiday, while on the 17th there is a visit to the local police establishment. A d.f. hunt takes pride of place on the 24th and the month ends on the 31st with a construction contest. First item in June is a bring-and-buy on the 7th.

**Inverness ARC: Brian Adam GM1GFX on (0463) 242463.** Club rooms at the Cameron Youth Centre, Planefield Road, Inverness, 7.30pm every Thursday.

**Ipswich RC G4IRC: Jack Tootill G4IFF on (0473) 44047.** Don't overlook the East Suffolk Wireless Revival event at the Civil Service Sports Ground, Straight Road, Bucklesham, Ipswich, on Sunday May 26 with traders' stands, flea market, car boot sale, antenna testing range and much for the rest of the family. Otherwise meetings in the clubroom of the Rose & Crown, 77 Norwich Road, Ipswich, second and last Wednesdays at 8pm.

**East Lancashire ARC G3NTJ G1ELC: Stuart Westall G6LXU on (0254) 887385.** At the Conservative Club, Cliffe Street, Rishton, with formal gatherings on the first Tuesday and informal on the last Tuesday. On other Tuesdays there is a club net on 145.4MHz at 7.30pm. The meeting on June 4 will describe Japanese "Morse" code.

**Leighton Linlade RC G4LLR G6LRC: Ian Jardine G1ACQ on (0525) 376741.** Meetings in Room A64, Vandyke Community College, Vandyke Road, Leighton Buzzard, Beds, on first and third Mondays at 7.30pm. No meeting on May 6 due to Bank Holiday but on the 20th G6LXH will talk on antennas for 934MHz.

**Lincoln SW Club G5FZ G6COL: Pam Rose G4STO c/o City Engineers Club, Central Depot, Waterside South, Lincoln,** which is the club's venue every Wednesday at 8.15pm. Bear in mind the club's Lincoln Hamfest '85 on Sunday September 8 with details later. Main feature for May is the AGM on May 22. RAE and c.w. classes every other week.

**Loughborough AR & Electronics Club: Jim Smith G4DZL c/o Top Floor, Brush Social Club, 18 Fennel Street, L'boro,** where the club meets Fridays at 8.30pm, plus a constructors' group on

Tuesdays at 7.30pm. May 10 is an RTTY evening with a social darts and ale spot on the 17th. The club's second d.f. hunt on the 1.8MHz band is on the 24th.

**Maidstone ARS G3YSC G3TRF G8TRF: Alan Judge G6FZD on (0622) 50709.** Every Friday at the YMCA Sportscentre, Melrose Close, Cripple Street, Maidstone, Kent. Highlight for May is a rally on the 26th, a Sunday, with bar and usual entertainments starting at 11am.

**Maltby ARS: Ian Abel G3ZHI on Rotherham 814911.** Fridays at 7pm, Church Building, Church Lane, Maltby. On May 10 SSTV in colour is the subject of a lecture, with a visit by Lowe Electronics on the 17th.

**South Manchester RC: D. Holland G3WFT on 061-973 1837.** Fridays and Mondays at 8pm, the Sale Moor Community Centre, Norris Road, Sale, Cheshire. Microwaves will be dealt with by G3PFR on May 10 and the club AGM is on the 24th. GOAOU and G6EAO will jointly lecture on 10GHz from the homebrew point of view, on the 31st.

**Maxwelltown ARC GM0AEE: C. D. S. Rogers GM4NNC, 5 Elder Avenue, Lincluden, Dumfries.** Meets on a Wednesday at 8pm, the Tam O'Shanter Inn, Dumfries.

**Medway ARTS G5MW G8MWA: Tony Faram on (0634) 578647.** New secretary here, hopefully to be licensed soon. It's Fridays in St Lukes Church Hall, King William Road, Gillingham, Kent.

**Midland ARS: Norman Gutteridge G8BHE on 021-422 9787.** Meets every day of the week at 294a Broad Street, Birmingham. Coming up on Sunday May 12 is the Drayton Manor Mobile Rally, open at 11am with trade stands, children's entertainments, zoo, refreshments and so on. Regular meeting on Tuesday May 21 is G3BA talking on antennas for small gardens.

**ARC of Nottingham G3EKW G6CW G8IUT: Jim Towle G4PJZ on (0602) 624764.** On May 9 and 30 there will be d.f. hunts on the 144 and 430MHz bands respectively. The 14th is a station activity evening. So, every Thursday at 7.30pm, the Sherwood Community Centre, Mansfield Road, Nottingham.

**Oldham ARC: John Midgley G3SAO on 061-652 6529.** Monday meetings at 8.30pm, the Wheatsheaf Hotel, Derker Street, Oldham.

**Oswestry & District ARC: Brian Goldsmith GW6YIY on (0691) 831023.** A welcome at the Bell Hotel, opposite the Parish Church, Oswestry at 8pm first Tuesday of the month.

**Greater Peterborough ARC: Frank Brisley G4NRJ on (0733) 231848.** Fourth Thursdays at 7.30pm, the



Southfields Junior School, Stanground, P'boro. May 23 will be devoted to preparations for the VHF Field Day.

**Plymouth ARC: R. B. Weston, POB 46, Plymouth.** Activity is centred in May on the annual mobile rally on Sunday 26 at the Devonport Secondary School, Park Avenue, Devonport, with a wide variety of attractions plus talk-in on S22 and RB2 by G3PRC.

**Reading & District ARC: Chris Young G4CCC, 18 Wincroft Road, Caversham, Reading, Berks.** Next meetings on May 7, 21 and 28 I think, the White Horse, Peppard Road, Emmer Green, Reading. Check with Chris for dates.

**Rhyl & District ARC GW4ARC GW1ARC: Melfyn Allington GW1AKT on Nantglyn 469.** The Mona Hotel, Market Street, Rhyl, first and third Mondays at 7.30pm. On May 6 GW8XLL will demonstrate ATV and note that on June 3 there will be a visit to the Comms Room of the NW Police HQ, Colwyn Bay. Keep June 17 clear as the Rev George Dobbs G3RJV will attend to talk on matters QRP.

**Rossendale Valley RC: Lee Standley G1EIU on Rossendale 214411,** is the new secretary of this club which gathers at 8pm at the Bishop Blaize Hotel, on the A56 in Rawtenstall, Lancs, every Thursday evening.

**Salop ARC G3SRT: John Orrells G6DQY, Perry Willows, Yeaton, Baschurch, Shrewsbury.** Meetings every Thursday at 8pm, the Olde Bucks Head, Frankwell, Shrewsbury. On May 9 there will be a junk sale, and a d.f. hunt on the 23rd.

**Sefton ARC G4RAQ: Jim Hanratty G6PVQ on 051-523 3971.** May 15 and 29 at the Liverpool Prison Officers' Club, Hornby Place, Walton, L'pool. RTTY and computer demos coming up soon, plus constructional projects and quiz games.

**Southdown ARC G3WQK G1KAR: R. Wilson G1BAB on (0323) 890234.** First Mondays of the month at the Chasely Home, Southcliff, Eastbourne at 7.30pm, and at the clubroom of the Wealden District Council Offices, Vicarage Fields, Hailsham on Tuesdays and Fridays where RAE and code courses are held. On May 5 the lecture will be on telex over AMTOR and RTTY, and on June 3 it will be about kits for amateurs.

**Southgate ARC: R. F. Snary G4OBE, 12 Borden Avenue, Enfield, Middx.** Second Thursdays at 7.30pm, St Thomas' Church Hall, Prince Georges Avenue, Oakwood, London N14. Wind loading and tower safety will form the subject on May 9, the talk being given by G3UDU.

**Spen Valley ARC G3SVC: Tim Clough G4PHR on Mirfield 499397.** Thursdays at 8, the Old Bank WMC, Mirfield, W. Yorks. G4JJ will handle amateur satellites on May 9 and G4SUI will talk on a.t.u.s on the 23rd. Dig out your old gear for the junk sale on June 6.

**Stafford & District ARC: A. C. Bairstow G4RSW on Stafford 46306.** The Coach & Horses Hotel at Weston on the A51 any Tuesday at 8pm. Talks or demos most weeks.

**North Staffs ARC G4BEM: David Morgan G6MLI on (0782) 332657.** At the Harold Clowes Community Centre, Dawlish Drive, Bentilee, Stoke-on-Trent,

every Monday at 8pm. Demos in the pipeline on RTTY, ATV and OSCAR 10.

**Stamford & District ARS: M. B. Rochester G6ZCY on (0572) 55334.** Meets at the Anchor pub in Stamford second and fourth Wednesdays, where there will be a social evening on May 8. On other Wednesday evenings there is a club net on S9 at 9pm.

**Stanley ARC: Ron Piper G6XCO on (0207) 235930.** It's the Kings Head Hotel, Stanley, Co Durham, every Tuesday at 7pm. RAE and constructional classes.

**Stratford-upon-Avon & District RC: David Boocock G8OVC on S-u-A 750584.** Gathers at the Control Tower, Bearley Radio Station, near Stratford, second and fourth Mondays at 7.30pm. His experiences in a Japanese war camp are described by G3BA on May 13.

**Street & District ARS: Colin Webber G4SCU, 3 Orchard Road, Street, Somerset.** Foregathers at the Strode College on the first Tuesday of the month at 7pm. It's a Q & A session on May 7 coupled with a construction competition. Note especially a talk on the work of the RAIBC by Frances Woolley G3LWY, on June 4.

**Mid-Sussex ARS G3ZMS: C. R. Cook G1FRF on (07918) 2937,** is the new secretary of this club which meets during school term times at Marle Place, Burgess Hill, Sussex, with a full programme of events, every Thursday evening.

**Sutton & Cheam RS: Alan Keech G4BOX, 26 St Albans Road, Cheam, Surrey.** It's the third Friday of the month at 7.30pm, Downs Lawn Tennis Club, Holland Avenue, Cheam. Main attraction in May is the AGM on the 17th. Note now the return quiz match with the Coudsdon club on June 21. Club nets on Tuesday at 10.30am 3.7MHz s.s.b., Thursdays 8pm 144.390MHz s.s.b. and Sundays 10.30am on 144.500MHz f.m.

**Swindon & District ARC: Dave Ineson G4ZAZ on Swindon 37489.** The club will be busy getting ready for the Swindon Rally on Sunday May 12. Otherwise it meets every Thursday at 7.30pm, Oakfield School, Swindon.

**Thornton Cleveleys ARS: Jack Duddington G4BFH on (0253) 853554.** No meeting on May 6 but on the 13th G4EZM will talk on the alignment of receivers and transmitters, with an NFD discussion on the 20th. Normally meets Mondays at 7.45pm, 1st Norbreck Scout HQ, Carr Road, Bispham, Blackpool.

**Tiverton (SW) RC: G. W. Draper G4ZNV on (03634) 235.** Good radio facilities and pleasant social surroundings are available at the Half Moon Inn, Fore Street, Tiverton, Devon, every Tuesday at 7.30pm.

**Todmorden & District ARS: J. Gamble on Todmorden 2494.** Formally on first Monday and informally on third Monday at the Queen Hotel, Todmorden, at 8pm. An h.f. demo station G4WYT will be active on May 6.

**Torbay ARS G3NJA G8NJA: Brian Wall G1EUA, 48 Pennyacre Road, Teignmouth, South Devon.** Last Saturday and every Friday of the month at the EEC Social Club, Ringslade Road, Highweek, Newton Abbot. Diary note for

Sunday August 25 for the Mobile Rally to be held in the STC Social Club, Old Brixham Road, Paignton.

**Trowbridge & District ARC: Gerry Callaghan G4SPE on (02214) 4532.** Venue is the Southwick Village Hall, near Trowbridge, Wilts, at 8pm on the fourth Thursday of the month. Changes to sec's phone number and meeting day.

**Vale of White Horse ARS: Ian White G3SEK on Abingdon 31559.** First and third Tuesdays in the upstairs meeting room of the Waterwitch, Cockroft Road, Didcot, Oxon, at 7.30pm.

**Verulam ARC: Hilary Clayton-Smith G4JKS on St Albans 59318.** Meets at the RAF Association HQ, New Kent Road, off Marlborough Road, St Albans, on the second and fourth Tuesdays. Subject for May 28 is G3EUR on Clandestine Wireless (SOE).

**Wakefield & District RS G3WRS: W. Parkin G8PBE on Wakefield 378727.** Venue is the Community Centre, Prospect Road, Ossett, near Wakefield, at 8pm. On May 14 G4KLN will deal with c.w. operation and there is a Bring-and-Buy Sale on the 28th.

**North Wakefield RC G4NOK G6WRS: Mike Leonard G4YJR on (0532) 852875.** Thursdays at the Carr Gate WMC, Lawns Lane, Wakefield, at 7.30pm. There will be a lecture/visit by the Royal Observer Corp on May 16.

**Walsall ARC G4HLL: Linda Prince G6HZI on (0922) 32607.** The Forest Comprehensive School, Hawbush Road, Bloxwich, Walsall, every Wednesday at 8pm. Club net on S15 Fridays at 8.30pm and at 8pm on 28.025MHz c.w. and 9pm around 3.7MHz s.s.b.

**Mid-Warwickshire ARS: Carol Finnis G4TIL on Southam 4765.** Second and fourth Tuesdays at 61 Emscote Road, Warwick at 8pm. Get ready for the d.f. hunt on Tuesday June 11.

**Welwyn Hatfield ARC: Dave Fairbank G0AII on Welwyn Garden 26138.** First and third Mondays of the month at Knightsfield Scout HQ, Welwyn Garden City, plus Morse code classes on Thursdays. Club net is on S15 at 8pm on other Mondays.

**West Bromwich Central RC: John Bates G6ZLW on 021-553 0531.** Every Sunday evening at the Hop & Barleycorn, Dartmouth Street, West Bromwich, with RAE and code tuition.

**Westmorland RS: G. Chapman G1IIE on (0539) 28491.** AGM time again at 8pm on Tuesday May 14 at the Strickland Arms, Sizergh, near Kendal, Cumbria.

**Wigtownshire ARC GM4RIV: Gerry Maxwell on (0776) 2876.** Every Thursday at 7.30pm, the Stranraer Community Centre with RAE, Morse code and practical tuition.

**Willenhall & District ARS: John Perkins G4LWI on (0734) 782036.** The Saracen's Head, Bloxwich Road South, Willenhall, W. Mids, every Wednesday at 8pm.

**Wimbledon & District ARS G3WIM G8WIM: George Cripps G3DWW on 01-540 2180.** Second and last Fridays of the month at 8pm, generally at the St Johns Ambulance HQ, 124 Kingston Road, Wimbledon, London SW19. On May 10

G4ILP will run a homebrew exhibition evening and on the 31st there will be an illustrated talk on the Voice of the Andes HCJB. Advance notice of a junk sale on June 14.

**Wirral ARS G3NWR: Cedric Cawthorne G4KPY on 051-625 7311.** First and third Wednesdays at 7.45pm, the Parish Hall, Heswall, with probability of a talk-in on 144.725MHz. Members homebrew equipment will be on display on May 15 and note now the talk on AMTOR by G6VS on June 5.

**Wirral & District ARC G4MGR G8WDC: Gerry Scott G8TRY on 051-630 1393.** The Irby Cricket Club, Irby, Wirral, at 8pm, second and fourth Wednesdays. On-the-air night on May 8 and a d.f. hunt on Sunday 12th. On the 29th there will be a practice d.f. hunt at the Heswall lay-by at 8pm.

**Wisbech & District AR & Electronic Club: P. W. Frampton G6NNK, Fen-croft, Summerfield Close, Wisbech,**

**Cams.** Advance notice of the club organising a special event station for the Wisbech Annual Rose Fair Parade on Saturday July 6. A camera on one of the floats will transmit live pictures to fixed stations around the route.

**Wolverhampton ARS: Keith Jenkinson BRS 84269 on (0902) 24870.** Meetings every Tuesday at 8pm, the W'hampton Electricity Sports and Social Club, St Marks Road, Chapel Ash, W'hampton. On May 5 G6UDX will talk on frequency synthesisers and on Sunday May 12 there will be a 144MHz band d.f. hunt. There will be no meeting on the 28th.

**Worcester & District ARC: Derek Batchelor G4RBD on (0905) 641733.** Formal meetings at the Odd Fellows Club,

Cover Date	Deadline	For events from early
August	May 15	July
September	June 15	August
October	July 15	September

New Street, Worcester and informally at the Old Pheasant in the same street. First and third Mondays at 8pm, with June 3 a formal with a "Test your rig" against the specification evening.

**Workshop ARS: Carole Gee G4ZUN on (0909) 486614.** New venue, and secretary I think, for this club which meets every Thursday at 7.30pm, the Unicorn Hotel Bridge Street, Workshop. Lectures alternate with RAE and Morse code tuition. On May 16 G8AQN will chat on microwaves and it's homebrew by G4RUD on the 30th.

**Yeovil ARC G3CMH G8YEO: Eric Godfrey G3GC on (0935) 75533.** Thursdays at 7.30pm, the Recreation Centre, Chilton Grove, Yeovil. G3MYM talks on oscillators on May 9 and on demodulators on the 23rd. There will be a video on electromagnetic waves on the 16th and another video on the Space Shuttle to be shown on June 6.

## Battery Charger Controller

◀◀ continued from page 21

If the unit does not work, check the operation of D1 and Tr1/2 by disconnecting the battery and charger. Clip a jumper lead between the cathode of CSR1 (or Tr2 emitter) and negative and a voltmeter between Tr2 collector and negative. Next, connect a variable voltage p.s.u., set to approximately 12V d.c., to the positive and negative terminals of the p.c.b. The voltmeter should read approximately 12V, proving Tr1/2 are both off—if not, check the transistors are the correct way round (a favourite mistake), and that the resistors are in the correct place, etc. Slowly wind up the p.s.u. to 14 volts. As D1 conducts Tr1 should switch on with the voltmeter reading falling to zero.

Wind the p.s.u. voltage up and down a few times to confirm this. If the circuit fails this test, check the transistor connections and components, etc., as before. This is also a useful way to check the p.c.b. operation before fitting into the box, but do not forget to remove the jumper lead afterwards. Most other problems are caused by incorrect connections to the charger and CSR1. A number of these units have been constructed, solving many standby battery problems with different size lead acid batteries.

If a fully discharged battery is connected the unit may not charge it. A switch connected across CSR1 (anode to cathode) solves this problem nicely and may also be useful if a battery needs to be charged to a gassing state. One final point, the amount of charge lost due to voltage drop across CSR1 is small and does not appear to make any significant difference to the length of time taken to recharge a battery.

*wap ot*

Have Jaybeam 144MHz antennas 5-el Yagi and 6-el quad. Also have BC453B receiver (190-550kHz). Would exchange for 2in diameter glassfibre tube, 2.4GHz band (13cm) components or w.h.y? Martin G8IEM. QTHR. Tel: 0705 466825 (Hayling Island). W995

Have set of castings, columns and bearing for Westbury bench vert. mill, a little machining done. Also some other bits and pieces suitable for modal engineer. Would exchange for ATV or radio equipment RX/TX. Tel: Woodstock 812278. X063

Have Fortop TVT435 TV transmitter plus extra XTL 437. Also have Microwave Modules receiver converter. Good TV station. Would exchange for 144MHz multi-mode like FT-290R or similar in good condition. Please write: David G4XIR. 918 Ashmount Gardens, Hillhall Estate, Lisburn BT27 5SB. X065

# HAVING DIFFICULTY GETTING YOUR COPY OF PRACTICAL WIRELESS?

Then place a regular order with your newsagent **NOW!**



Dear Newsagent, please reserve/deliver my monthly copy of PRACTICAL WIRELESS

Name

Address

Signed


# RADIO SHACK

## TRIO TS-940S



The latest and most desirable transceiver, with features that must be seen and used to be really appreciated. Come along and try it.

## DRAKE R-7A



The last of the legendary Receivers, performance par excellence, see the smile on the face of someone who owns one, then ponder on what you're missing. Come along and see us!

Just five items out of what we have available, call us for immediate shipment, just quote Access, American Express or Visa. Delivery and Warranty pick ups by Securicor in UK.

FOR  
EVERYTHING  
IN



## PRO-30 SCANNER

The great little performer, always seems to be in short supply, so much performance in a pocket.

# AMATEUR RADIO

## YAESU FRG-9600



Yaesu's got a scanner, 60 to 905 MHz, My God, what next, a frequency range of DC to Light, well not yet, but think about the FRG-9600 and come and try it.

## COLLINS KWM380



Probably your last chance ever to buy a new Collins HF transceiver, if you already have one, keep it forever. Talk to us.



## RADIO SHACK LTD

(Just around the corner from West Hampstead Station on the Jubilee Line)  
Giro Account No. 588 7151 Telephone 01-624 7174 Telex: 237118

188 BROADHURST GARDENS,  
LONDON NW6 3AY



# NEW...

## A NEW RANGE OF 2M 50W LINEAR/PREAMPS

The LP Series is born with the introduction of two new amplifiers. Specifically designed for use with low power rigs under mobile conditions, the LP linear is an essential piece of equipment.

The LP144-3-50 is designed for 2½-3W 2M transceivers and the LP144-10-50 for 10W transceivers.

- LP144-3-50 £108 • LP144-10-50 £108




British Technology and Innovation

**B.N.O.S.**  
ELECTRONICS

British Designed and Manufactured

B.N.O.S. ELECTRONICS LTD, DEPT PW, BIGODS HALL, GREAT DUNMOW, ESSEX CM6 3BE. TEL (0371) 4677



Frequency Range: 144-148 MHz  
Output Power: 50W RMS  $\pm$  0.5 dB  
Power Requirements: 13.8V dc, 5.5A  $\pm$  15%  
Pre Amp Gain: 12 dB typical  
Pre Amp Noise Factor: Better than 1.5 dB  
Overall Size:  
Height 48mm, Width 122mm, Length 178mm  
Connectors: BNC Sockets

- POSTAGE FREE ON ALL ORDERS • ALL PRICES INCLUDE VAT
- SECURICOR DELIVERY AVAILABLE AT £4 PER ORDER



# ON THE AIR

## AMATEUR BANDS

Reports to: Eric Dowdeswell G4AR, 57 The Kingsway, Ewell Village, Epsom, Surrey KT17 1NA.  
Logs by bands in alphabetical order



by Eric Dowdeswell G4AR

A special event station GBORER will be operational on 3.5, 7, 14 and 144MHz (80, 40, 20 and 2m) during Saturday/Sunday May 4/5 to commemorate 25 years of preservation of the Ravenglass and Eskdale Railway in W. Cumbria. There will be visiting locomotives, a model railway and film shows. A special QSL card will be available for contacts or s.w.l. reports. More on this from G. Hunter GM3ULP, 12 Airbles Drive, Motherwell, Strathclyde, or (0698) 55394.

Another special event station is GB2CV located at the Cheltenham Race Course, Prestbury Park, Glos, from Saturday July 27 until July 31. The occasion is the 6th Citröen World Meeting and the station will be run jointly by the Gloucester ARS, Cheltenham ARA and Smiths Industries RS with operation on all the h.f. bands plus 144 and 430MHz. RTTY, SSTV and ATV operation is a possibility. As usual special QSL cards will be provided, by Citröen, for contacts and reports. Further info from Roger G8UJG on (0242 76) 2175.

To celebrate its Golden Jubilee the Ipswich RC is presenting an award certificate signed by the president of the club and the mayor of Ipswich for contacts made during 1985. There is also a similar award for s.w.l.s. More details from Alan Owen G4HMF, 102 Constable Road, Ipswich. Contacts with Ipswich club stations and their special event stations during the year will count.

The Swansea ARS GW4CC holds a rally on Sunday May 5 in the Patti Pavilion next to the St Helens County Cricket Ground on the A4067, on the Swansea to Mumbles coast road. Trade stands, bring-and-buy, bookstalls, and c.w. test facilities plus full catering and bar and family attractions. More from Roger Williams GW4HSH on (0792) 404422.



Gathering of members and families of the Maltby ARC at their Christmas junk sale which raised almost £50 for the club's funds

## DX Bands

**Stephen Campbell** GM4OSS of Stewarton, Ayrshire, has built the "Teme" transceiver described in the November 1984 and following issues of *PW*. With an input of around 3W he has worked HB90, DK7NN, OK1AMR, YU2PJ, HA8KVB, YO7AVX, and many others, sometimes getting 599 reports on 14MHz c.w. The antenna is a G5RV at about 7m high at its highest point and bends at each end! Stephen uses a Z-match tuning unit but he intends replacing this with a home-brew antenna tuning unit. Good idea OM as I always reckon that the Z-match is a bit lossy although it does a good job of impedance matching if one has power output to spare.

I hadn't heard from **Paul Martin** of Dartford, Kent, for some while but in a recent letter it seems he has not been wasting his time as he is now the proud owner of the call G1JOU. Congrats OM! A photo of the shack is promised. He has the FT-101Z for listening on the h.f. bands and he uses it to drive a Microwave Modules transverter for operation on the 144MHz band. He has been able to work around the UK plus ON and DL, using a 5-element ZL Special although this has now been superseded by a MET 7-element Yagi. He is also using the Sinclair ZX Spectrum to copy RTTY.

The ARRL Awards Committee has now recognised the UK sovereign base area in Cyprus as a separate country so sort out your ZC4 QSL cards from the 5B4 ones and you may have a new one to add to your DX list. ZC4 cards from this area dated 16 August 1960 and later should be treated as a new country if operating from the base area.

Note the QRP Club late Spring s.s.b. activity contest on the weekend of Saturday/Sunday May 4/5. Times and frequencies are 0900/1100Z (GMT) and 1400/1700Z on 14.285/21.285/28.885MHz, 1100/1300Z, 1700/1900Z and 2100/2300Z on 3.690/7.090MHz, and 1900/2100Z on 14.285MHz.

The 7MHz band has had most attention from **Matthew Probert** of Basingstoke this month. He uses an FRG-7 and a collection of odd lengths of wire at the top of a metal pole about 9m high, fed at the top of

the pole with coaxial cable. As I have pointed out to him in a letter I'd be happier with this antenna if he made the random lengths of wire into lengths which were resonant in one or more of the amateur bands. Matthew has also got an old HRO receiver on which he has replaced a lot of the by-pass capacitors and finds that the selectivity is much improved "and is a God-send when compared to my FRG-7". As a lover of these old valved receivers I can only say I'm not surprised! Anyway, on the 7MHz band Matthew logged HC5EA, CO2OM, 5W1EJ, HKOATU, WBOMIN/V4 (V4 is the new prefix for St Kitts, which used to be VP2K), ZV9ZZ and 9Y4BA, all around 0800Z. Only catch of note on 1.8MHz band was UA2FF also on s.s.b.

First log from **Norman Henbrey** BRS28198 of Rye, E. Sussex, who has an FR-DX400 and FRG-7700 plus Mizuho a.t.u. with a 40m-long wire and T31JR beam. His bag on 1.8MHz included HH7PV, J87UEE, KV4FZ, PJ7A and VP9IJ. Some nice rare ones there! Best catches around 3.8MHz were CE0ERY, FM5WD (used to be FM8) and PJ2HB. Solitary one worthy of note on 7MHz was CE4FXV, while on 21MHz it was A22ME (QSL AK1E) and VP9KA QSL via W1BPM. The QSL address for PJ2HB just mentioned is POB3052 Netherland Antilles.

**Phil Dykes** G4XYX down in Poole, Dorset, has been unwell so not much to report in the field of QRP this month. With 3W of c.w. he has managed to work a few Europeans on 7MHz but BC QRM has been a problem. On 28MHz he caught SK4BX and EA8TE with solid QSOs, this with 10W of s.s.b. and a dipole. Phil comments on J28EB working on 28.290MHz in the beacon band with the inevitable pile-up of Europeans on the same frequency, who presumably didn't worry about the beacon service!

From Gloucester comes a log from **Bill Williams** who uses an FRG-7700 with matching FRT-7700 antenna tuning unit, fed from a 20m-long wire. Starting with 7MHz he logged JY9YR and YC2BOG, on to 14MHz and IK8CWB/IC8 on Capri for the island chasers, JY9VQ, S4MWA and VK2RH, VQ9CK and ZS1AAQ appeared on 21MHz.

The set-up in New Malden, Surrey, for **Robert Parsey** comprises an FRG-7700 with home-brew a.t.u. and 60m-long wire at 5m high. This long antenna did a good job on Top Band with SV8CS and T77V (QSL POB 101, San Marino) not to mention around 3.8MHz with D44BS, EL2AK, FM5WD, HH7PV, JY9CL, KK9A/PJ7, TG9VT, TR8JLP, ZS3GB, 3A2HB, 3C1BC (QSLs to K4PHE), 5N8AFE and 6Y5NR. Sounds more like a good log for 14MHz rather than 3.5MHz! I know Robert also has a very good earth system which no doubt contributes to his success on the i.f. bands.

Pretty rare these days, c.w. logs are always most welcome, so the one from **Dick Stanbridge** BRS31879, his first for the column, was appreciated. In Leiston, Suffolk, Dick runs a Trio R-2000 and AT-1000 a.t.u. plus a Datong active antenna at 6m up. On 1.8MHz s.s.b. it was EA8AFS, with RA6AEG and UT5BN on c.w. Around 3.8MHz on s.s.b. the log showed J88AQ, JP3XAF, and K8CV/VP2E. Up to 7MHz and C31LCB on s.s.b. and 5Z4MX on c.w. Brief encounter on the seldom-mentioned 10MHz band was VK2PA on 10.101MHz c.w. Dick was delighted with NL7AX in

Fairbanks, Alaska, on 14MHz s.s.b. plus a rare one in VK8HA on c.w. On 21MHz it was just EL7L on s.s.b. and Z21FN on c.w.

**Dave Richardson** residing in Oadby, near Leicester, comments on LZ1KDP who has a rotary (?) beam for the 3.5MHz band with longest element over 40m long and a boom some 70m long! The LZ seems to have been chasing another LZ who is the op on board a ship down off the Falklands from whom he had not heard for some time. Dave has a 70m-long wire feeding an FRG-7 receiver and between 3.775 and 3.8MHz heard, on s.s.b., C31LD, FG/KK9A/FS with

cards to KK9A, HH2MC, HIOB (QSL H18IH), J37AH (QSL W2GKH), J88AQ (QSL W2MIG), KP4EZ, TI5EWL, YV5CVE, 5V8WS, 7X2LS and KG4W. Only one of interest on 21MHz was 3C1YL.

Logs of the better DX heard on the bands are most welcome and should reach me by the 15th of the month. A reminder that a specimen log sheet is available from me in return for an s.a.e. A dozen of your best catches each month will do fine. See copy deadlines at the end of Club News. Photographs of station set-ups and similar items of interest are also wanted.

## MW BROADCAST BAND DX



by Charles Molloy G8BUS

"After 50 years of very amateur DXing on m.w. and s.w. bands I thought I would tidy up some papers," says a letter from a reader in Macclesfield who unfortunately forgot to sign his name. He photocopied some extracts from the pre-war *World Radio*, sister journal of the *Radio Times* which covered broadcasting from abroad but ceased publication in 1939 at the outbreak of the last war.

An article by Mander Barnett called *America on the Medium Waves* from the issue of 11 February 1938 reviewed transatlantic reception during the previous winter and then, under the heading *Sensitivity before Selectivity*, reported "Between the hours of midnight and early morning the really enthusiastic long-distance listener achieved the best results and generally the most important (feature) as far as the receiver is concerned is sensitivity, a very high degree of selectivity being unnecessary as probably none of the signals will be particularly loud and the locals will be off the air".

That was in 1938. Today the heading could well be *Selectivity before Sensitivity*. Modern receivers are probably more sensitive anyway but locals certainly do not go off the air at night and the band is full of high-power stations all the time, though it does ease off a bit after 2300. More important than a good receiver is knowing when to listen. There are occasions when QRM is light, so we have to have a look at medium wave propagation to find out when they occur.

### Transatlantic DX in Summer

During the day propagation is by the ground wave which does not travel very far. After dark we receive the sky wave which will only propagate between two locations if the path between them is in darkness. In summer, at our location at the western extremity of Europe, this happens for an hour or so between sunset on the east coast of North America and our sunrise in the UK. So provided the path is open, we should be able to pick up m.w. stations situated along the eastern seaboard of Canada and the United States, for an hour before dawn, even on the longest day (shortest night).

Now look to the east. One hour before sunrise in the UK should find the whole of central and eastern Europe and the Middle East in daylight, so no QRM from those areas. From my location in NW England even western Europeans fade out as dawn approaches, while signals still come in from the west and continue to do so for perhaps 20 minutes after daybreak. For a short period we are back to 1938—little or no QRM! The farther west you are the greater the effect, anyone DXing on the west coast of Ireland should do very well.

What can we expect to hear? Last year, from a small boat moored on Lake Windermere I picked up CJYQ St John's on 930, CBNA St Anthony on 600, CKYQ Grand Bank 610, CBN St John's 640, CKVO Clarendville 710, CBGY Bonavista 750, all in Newfoundland, WMRE Boston 1510, WCAU Philadelphia 1210 and WQXR New York City 1560. I would probably have done better at home with my one metre-square loop antenna.

The receiver was a Realistic DX150A run from a car battery. The antenna, three metres of wire run round the cabin and a Cambridge Kits antenna tuner to match antenna to receiver. I like this particular a.t.u. as it is effective with a short antenna at low frequencies. I hope to be at it again this summer on a different boat with a 7 metre metal mast, which ought to make a good vertical antenna.

### A Car Radio for DXing

"I was wondering whether a car radio is good enough for DXing on m.w. with a loop. If this can be used, how would I connect a loop to it and how would I make a loop antenna?" asks **Thomas Murray** of Clydebank in Scotland. The receiver our reader uses has its own internal antenna for m.w. and consequently cannot be used with the DXers loop.

Yes, a car radio should make an excellent receiver for medium wave DXing and you may even be able to get hold of a secondhand one with digital readout. Such

a set has to work under adverse conditions of electrical noise and reception in areas of poor reception using a small antenna, so one would expect better performance than from a portable receiver.

The car radio in its metal case will be well screened and as it doesn't have an internal antenna there should be no problems using a loop with it. Just plug the loop into the set in place of the car antenna. Constructional details and other information about the DXers loop antenna will be found in my article in the *PW* publication *Out of Thin Air*.

### Panasonic RF3100

"As the owner of an RF3100 I was interested to read the note on page 73 of the August *PW* regarding the use of an a.t.u. attached to the rod antenna, to improve reception. I was surprised to read that he (Ron Wyres) got any reception at all and can only surmise that the a.t.u. was acting as an attenuator on the end of a long wire," writes **Ted Kimber** who lives in Taunton.

Our reader goes on to say that, "The RF3100 has three antenna inputs and an earth terminal at the rear. The right-hand and centre inputs are for a low impedance source, either the output of an a.t.u. or a dipole. The left-hand and centre inputs are for a v.h.f. dipole. The switch on the back panel also has to be in the appropriate position, left or right. I am sure Ron Wyre will get better results if he attaches the output of his a.t.u. to the centre and right-hand terminals. I bought a Cambridge Kits a.t.u. kit and made up the unit which is in a screened aluminium case. This gives excellent results." Many thanks for the tip Ted, and I agree with your assessment of the Cam-



WARSZAWA XI 1964 - V 1985

WARSAW · VARSOVIO  
VARSOVIO · WARSCHAU  
VARSAVIA · VARSOVIA

Radio Polonia

bridge Kits a.t.u. Mine really peaks up the daytime local radio DX.

## Daytime DXing

Ground-wave DXing during the hours of daylight may be new to some readers. DXers who are interested in local radio will know that there can be excellent DX from low-power locals in the UK during the day, the main obstacles being weak signals and electrical noise. My personal preference for this type of DXing is a random wire antenna rather than a loop. I have constructed a small "Shack" at the end of the garage farthest from the house. The antenna is about 10 metres long and runs from the garage to a mast at the bottom of the garden. The antenna is joined to a Cambridge Kits a.t.u. and then to a Realistic DX150A communications receiver, these two items also being my "mobile" rig. The receiver is run from a car battery or the mains as required and there is a good earth consisting of a Tandy earth rod, driven into the ground right outside the shack. It does on occasion make a difference to run the set from the car battery as the mains can be a prolific carrier of noise.

Reader **Martin Scholes** of Telford in Shropshire is a fellow daytime DXer who sent me a list of 98 medium wave stations picked up during the daytime using a Sony 2001 receiver and a 40 metre-long wire antenna. Yes, 40 metres! This would make a disastrous combination after dark with overloading, spurious, etc., guaranteed. During the day when the band is quiet you may get away with it.



### CHUM (Toronto, ON) on 1050kHz

From this part of the country it is not normal to hear continental radio during the day but the highlights from Martin's catches show what can be done. Switzerland was heard on 531kHz and 765kHz, DDR (East Germany) on 783, 882, 1044, France on 792 Limoges, Toulouse on 945, Bordeaux

on 1206, Stavanger in Norway on 1314. On the local radio front, Radio 4 in Newcastle on Tyne was heard on 603kHz and at Lisnagarvey in Ulster on 720kHz, Radio York on 774 with QRM from Sottens, Radio Leicester 837kHz, Beacon Radio 990, Radio Cambridge 1026, Radio Derby 1116, Birmingham/Manchester/unidentified on 1152, Viking Radio Hull 1161, Radio Orwell 1251, Manx Radio 1368, Essex Radio 1431, Pennine Radio (under Wyvern) on 1530. Martin concludes with "I have in general been quite pleased with the 2001 although I do feel that battery consumption could have been better—I would rather have a variable r.f. gain control than one of these silly DX/LOCAL switches the 2001 has!"

The last word is from **Graham Pgwel** (Pontypridd) who reports "two new and interesting loggings both heard with positive identification using my Grundig Satellit 1400SL with internal antenna." These were WHN in New York City at 0100 on 1050kHz and CBY in Bonavista Bay in Newfoundland, part of the CBC English network, at 0124 on 750kHz. These loggings were in March; listen a couple of hours later to hear them at this time of the year.

## SW BROADCAST BANDS



by Charles Molloy G8BUS

"I was interested to read your comments about the Sony ICF-7600D as a portable communications receiver", writes **T. Stuart McCabe** from Skeabost in the Isle of Skye. He goes on to say "When I bought mine I rigged a single wire between the chimney stacks (about 5 metres) and led it into my lounge—it was some two weeks later I bent to disconnect the outside antenna, it had not been connected!" Our reader then set about comparing reception with and without the outdoor antenna and he concluded "now I can sit in my cottage with one metre walls and enjoy the set (on its own) without a really noticeable drop in performance."

## Antennas and Portables

The modern portable really is a very sensitive receiver and there is no need to provide an additional antenna for normal short wave listening. Why then is there a socket for an additional antenna on some of these sets? Well, if you want to operate inside a motor vehicle or a caravan, where it would be screened, then an additional whip (car antenna), fitted on the roof of the caravan, should overcome the problem.


Similarly, if you live in a steel-framed building you might improve reception by operating the receiver close to a window and fitting an additional whip on the outside window ledge.

The main problem the s.w.l. will face is electrical noise. Modern living means that we live in a haze of electrical noise. The TV is the worst offender followed by light dimmers, motors, etc. The mains wiring acts as a very good radiator or noise-transmitting antenna. What can we do then? A short outdoor antenna may improve reception. Try using the TV antenna, connecting to the "inner" at the coaxial plug and earthing the outer screen if you can.

If you are a DXer and use a communications receiver like the FRG-7700 then of course you will need an external antenna for normal reception. This type of receiver must have an additional antenna to operate satisfactorily and there is little point buying this type of set if you are unable to provide one.

## My Shack

For the benefit of the uninitiated, it has long been the practice for radio enthusiasts to describe their "listening post" as a shack. It may be the spare room, a shed in the garden, a den in the roof space or a corner of the living room but it is theirs and is devoted to the hobby. Reader **Thomas Blamey** of Tonyrefail, Mid. Glamorgan, reports "My radio shack in the garden has been out of order because the electricity supply has not been working—I have had to set up indoors without an earth connection and with only a 5 metre indoor antenna which was supplied with the R600 (communications receiver)." Thomas says he was amazed with the good results. "I



**Thomas Blamey, Tonyrefail, Mid. Glamorgan, in his shack**



# TIME STEP ELECTRONICS LTD

## FRG7 OWNERS ARE GOING — DIGITAL AND SIDEWAYS

And you can join them by using our custom designed DFC70 digital frequency counter. The DFC70 is specifically designed for the FRG7 and gives rock steady read out on all bands with 100Hz resolution. Signal frequency is computed and displayed unambiguously on a state of art LCD display specially made for us in Japan. It is not necessary to drill any holes and only one wire has to be connected to a well marked test point in the receiver.

**DFC70 Kit £29.50 Built and tested module £34.50**  
Will also work with the Lowe SRX30 and Drake SSR1.

With our new FM7 adaptor module, you will be able to receive sideways modulation (FM as it is otherwise known). Our superb state of art FM detector uses the very latest 3359 chip from Motorola, and has a built in IF filter and a variable squelch control for noise free monitoring. Although specially designed with the FRG7 in mind, it will happily work with other receivers or transceivers with a 455KHz IF amplifier. The FM7 will add a whole new dimension to your listening activities. You will of course be able to follow legal CB contacts but you will also hear the exciting DX being worked by amateurs on 10 metre FM. Used in conjunction with our DFC7 counter, you can accurately tune to a specific CB or amateur channel and so be sure that you will not miss whatever goes on. **Kit Price £12.95. Tested Module £15.95** For FM reception on receivers with any IF up to 50MHz, the FM 42 is the answer to all your problems. **Please state frequency required when ordering. Kit Price £16.95. Tested Module £21.95. 10.7MHz version FM107 £13.95. Built and tested module £16.95.**

## TIMOTHY EDWARDS MK2 144 MHz PRE-AMP HEAR IT LIKE YOU NEVER HEARD IT BEFORE

We are proud to announce that the well known RF consultant Timothy Edwards has given us the exclusive marketing rights to his new 2 metre pre-amp. Timothy Edwards RF designs are used by British Telecom amongst others and so you can be sure that this pre-amp will perform to perfection. It employs the incomparable BF981 which has a better noise figure at 2M than the often used 3SK88. Spec. Size (tiny) 34mm x 9mm x 15mm (same as Mk1) Noise figure 1.0db Gain 26db. 2M PRE kit **£4.95. Built and tested module £9.95.** For Commercial use on 60 to 200MHz Built only **£14.95** (state frequency required). Versions for 156 or 137MHz kit **£4.95** Built and tested module **£10.95.**

## UoSAT SATELLITE. Full system.

SAE for all data.

## NEW LCD COUNTERS

At last a new range of 5 digit LCD counters that will cover up to 200MHz and give 1KHz resolution to 39MHz. Ideal for upgrading short wave receivers with common IFs. This module is the industry standard FC177 counter as supplied by all other major component distributors, only the price is different!

**DFC40 0-4MHz £22.50 built DFC41 0-32MHz £28.95 kit DFC42 0-200MHz £32.95 kit DFC43 30-200MHz £28.95**

**LNA144.** OUR ace RF designer Timothy Edwards has done it again! In line 144MHz RF switched pre amp which needs no modification to any rig. Just put it in the co-ax feed, supply 12V and your deaf rx will have ear ache. Uses the BF981 with a total of 4 tuned circuits for the best out of band rejection. The relays are 50ohm gas filled with earthed metal cans and are good to over 800MHz. This was originally designed for 'British Telecom Satellite Division' hence the provision for gold 14GHz SMC connectors. 1db noise figure and 18db gain is guaranteed to improve all standard rigs on 144-146MHz. Will fit in standard diecast box (not supplied). Try one in the car under a wing mounted aerial and be surprised. **LNA144 kit £16.95. Built and tested module £26.95.**

**TONE BURST.** Probably the smallest crystal controlled unit available. 1750Hz  $\pm 0.1$ Hz. Supply 5-15V. Will fit in the tiniest of rigs or even microphones.

**TBI Kit £8.50.**

**Built and tested module £12.95.**

**2M CONVERTER.** At last a cheap design to allow you to listen to the fascinating world of two metres. Use with any HF receiver that covers 2-4MHz (the FRG7 is ideal) to cover the complete band including SSB-DX, FM simplex and, of course, the love them or hate them Repeaters. The sensitivity is 0.5uV and can be upgraded later to the ultimate of 0.1uV by the use of either of our Pre-Amps.

**DCC144 kit £9.95 Built and tested module £16.95**

**GAS FILLED RF RELAY.** New Japanese 50 ohm low loss gas filled RF relay. Only 0.3dB loss at 433MHz with up to 35 watts input. Ideal for switching pre-amps and aerials. VSWR 1.5:1 at 1GHz. 12 volt coil. **DR12V £4.95.**

**2M MONITOR RECEIVER.** A superb design featuring crystal and ceramic filters coupled with the MC3359 and BF981 results in an almost bomb proof monitor. Single channel with squelch and 500mW audio amplifier. No coils to wind and little alignment required. Uses standard crystals from 'PM Electronics'. **MON2M Kit £28.50. Built and tested module £37.50.** Versions for 4 Metres (70MHz) or Marine (156MHz), or on any single frequency in the 40-200MHz range, **kit £29.95. Built and tested module £39.95.** (State frequency required). Crystals for all versions **£4.60.** Quote frequency or channel number.

**WEATHER SATELLITE RECEIVER.** The hard work taken out of a Weather Satellite Station. Based on the enormously successful 2M monitor but specially designed to allow satellite reception with only a small aerial. Supplied with a crystal for 137.5MHz for immediate use. Be ahead of everybody with weather reports, already in use by progressive farmers.

**WSAT Kit £29.95.**

**Built and tested module £39.95**

BBC software and interface together with aerials available.

## 934MHz PERSONAL COMMUNICATION TRANSCIVER

We now have the incomparable Cybernet Delta 1 934MHz transceiver in stock now. After a few false starts we now can supply this transceiver completely modified for us by Cybernet to the full UK specification. The RX squelch will open at 0.12uV and gives 12dB SINAD at an incredible 0.25uV. We used our £5500.00 Marconi 2019 signal generator for these results and every set is checked by us before delivery. We know of no other supplier that has our level of technical support on their premises. This is the most sensitive receiver of them all. This set has full scan facilities that work properly. If you want the best write and ask us why we were one of the first suppliers to BRITISH TELECOM of 941MHz equipment.

**Delta 1 £355.00. Aerials and accessories available.**

All prices include postage and VAT. Send 35p for individual data on any of the above. Mail order only. Please allow up to 28 days for delivery.

**TIMESTEP ELECTRONICS LTD, WICKHAMBROOK, NEWMARKET, SUFFOLK.**

**TELEPHONE NO. 0440 820040 (TECHNICAL ENQUIRIES 3.00 TO 4.00 PM ONLY) TELEX 817015 TIMEST G**



picked up Radio Japan on 21.695MHz at 1532, Radio Afghanistan on 7.590 at 1900, Radio RSA on 11.900 at 2100. I would not have thought you could pick up broadcast stations like these with such a puny indoor antenna."

DXers do not normally have the chance to meet, to inspect each other's gear and to swap ideas. If you have a photo of yourself and your gear then it might be of interest to others who may pick up some ideas from it. Many thanks Tom for your letter and photograph.

## Mystery Station

"With reference to the mention of the Voice of America transmitting sites in *PW* March 1985, you might be interested to know that in 1955 I heard on my domestic receiver some continuous light music—eventually a VOA announcer. I had not heard of station KK2XEZ so I sent off a report—I was surprised to receive a QSL card with the correct frequency given, together with a location of Dallas, Texas. I had never seen this location before, if you know anything maybe you could let me know," writes **Dave Fairhurst** who lives at Enfield.

At first sight it seemed that our reader had been listening to a feeder station, used to get the programme to the transmitting station, though the frequency of 17.840 inside the 16m broadcast band seemed to rule against it. Digging into the "archives" produced a copy of *Guide to Broadcasting Stations 1956-57* which showed 17.840 as VOA (Voice of America) in Munich, West Germany. Dallas was not listed as a VOA site.

Does anyone know anything about KK2XEZ? Perhaps it was a feeder after all, but these are invariably commercial links

operating outside the broadcast bands. The current trend is to replace feeders with satellite links but there are still quite a few feeders left, usually operating in s.s.b. mode.

## On the Bands

"I am over 80 years of age," writes reader **A. H. C. Trickey** of Bristol who has been an s.w.l. since he obtained a Vega 206 portable last June. A selection from a comprehensive and useful log shows what can be done with this receiver, using its whip antenna. On 75 metres Swiss Radio was picked up on 3.985MHz at 1545; on 60m Senegal on 4.890 at 0001; the 49m band produced Radio Australia on 6.035 at 2030, Vatican Radio on 6.252 at 1445; on 41m Israel was heard on 7.410 at 0015; 31m turned up Radio Australia on 9.580 at 1515, India on 9.660 at 1530, Bagdad 9.610 at 2135, Turkey on 9.610 at 2315, Afghanistan on 9.665 at 2030, Pakistan 9.865 at 1545. From the 25m band Beijing on 11.600 at 1330, Kuwait 11.675 at 2030, Habana, Cuba, 11.850 at 2115, Radio RSA 11.900 at 2100; the 19m band Brazil 15.280 at 1800, Quito, Ecuador, 15.295 at 1950, Canada 15.325, Buenos Aires 15.345 at 1945; 16m Pakistan 17.660 at 1115, India 17.855; 13m Dubai 21.655 at 1045 and 21.695 at 1030. Shows what can be done with simple and inexpensive gear.

Reader **Paul Price** (Merthyr Tydfil) reports hearing Radio Damascus on 17.510 at 1200 and again on 11.865 at 2000, Radio Japan (Gabon relay) on 21.695 at 1500, the VOA in s.s.b. on 5.750 at 0100 (feeder), HCJB the Voice of the Andes on 17.790 and 15.295 at 1900, WFYR Family Radio USA on 15.215 and 15.365 at 1800, Voice of the Islamic Republic of Iran on 9.022 at 1930, Radio Sofia 9.700 at midnight.

"In the last few days between 3.650 and 3.850 I have listened to the following" reports T. Stuart McCabe, who enclosed a long list of groups of 5 letters and figures mixed, which were read out over the air.

These numbers stations have been on the air for years in English and German. No-one knows what they are except that they are not broadcasting stations.

## European DX Council


Secretary General Michael Murray has sent me a copy of the 1985 *EDXC Publications List*, which will be of interest to readers. The club-list, which is compiled annually each Spring, contains comprehensive information about all EDXC full and observer clubs together with details about publications, specialisation and membership criteria. Should be useful to anyone contemplating joining a DX club. The list costs 50p for the UK and 2 IRCs to Europe, 3 IRCs elsewhere.

The *QSL Survey* second edition examines the role of QSLs in the 1980s, looking at how they are regarded by international broadcasters. "Find out how reports are used by broadcasters and engineers and what is required by reporters." Price as for club list.

**Receiver Files:** The EDXC has compiled a number of data files about several popular receivers. Each file consists of a manufacturer's brochure and a summary of user comments from around the world. Files are currently available for the Drake SPR4, Realistic DX160, Trio R1000, and the Yaesu FRG-7 and FRG-7000, and cost 75p each or 3 IRCs worldwide.

**Reporting Guide.** The second totally revised edition, with reception reporting information and samples in English, French, German and other important DX languages. A DX vocabulary is included with essential details of what should be incorporated in reception reports. "An ideal companion to the *QSL Survey* at £1 (UK) or 4 IRCs (Europe) and £1.50 or 6 IRCs worldwide."

The EDXC, for the benefit of the newcomer, is an umbrella organisation for DX clubs in Europe. It organises the annual EDXC conference, which is in Madrid in May 1985, and it publishes its journal *Euro DX*, ten times a year.



Radio  
Nederland

Radio  
Havana  
Cuba



Radio  
RSA



by Ron Ham BRS15744

Throughout the world, radio enthusiasts, whether they are licensed amateurs, broadcast or short-wave listeners or CB addicts, have devised their own way of looking for long-distance stations. Some tune through their favourite band at a set time each day, while others rely on the strength of a particular signal or a beacon. Whatever method is employed, it certainly works, because even in these quiet times when extra patience is required to find the DX, there is a fair bit to write about. Do remember, however small your reports are they are both necessary and welcome to help explain some of the mysteries of radio wave propagation.

## Solar

Although the sun is still very quiet, **Cmdr Henry Hatfield**, Sevenoaks, using his spectrohelioscope, located one medium-sized sunspot on February 24, as did **Patrick Moore**, Selsey, who, despite misty conditions, made a drawing of its position on the sun's disc, Fig. 2. "As a single sunspot traversed the disc, a violent transient aurora was detected on the night of February 27/28 by Douglas Scott at Tain, the Meteorological office at the civil airport at Wick and at Cape Wrath lighthouse", writes **Ron Livesey**, Glasgow, auroral co-ordinator of the British Astronomical Association. Douglas told him that the aurora was strong and that rainbow colours appeared at the base of the auroral forms, which, said Ron, "implies that the particle stream was strong and had penetrated deeply into our atmosphere". I recorded several small bursts of solar radio noise between February 24 and 28, and Ron's magnetometer displayed strong activity late on the 27th. Wick reported auroral glows on the nights of 24/25 and 25/26 and **Dr Alastair Simmons** saw and reported on some 19 events between February 6 and 26. "Alastair spent some time during February at the Tromsø Auroral Observatory, with night-time temperatures below -30°C and was rewarded with magnificent vision of the full polar aurora", said Ron, who also told me that the Boulder observatory reported a disturbed magnetic field on February 14 and an active field on days 20 and 24.

"How do you know when the sun is active?" asked a friend one day when we were discussing astronomy. "Well, you listen to the background noise of a sensitive v.h.f. receiver", I replied. It sounds easy but honestly readers, if you have a 144MHz band receiving system, that can be tuned to a frequency clear of terrestrial signals, and a rotatable long Yagi antenna, then you can do just that. First, switch your receiver to a.m. and carefully note the background noise level with the antenna facing away from the sun. Then repeat the experiment with your beam pointing toward the rising or the setting sun. If your beam can be elevated then the tests are not limited to

these times. When there is a marked increase in the receiver noise, especially if it sounds like the waves on the sea shore, then you know the sun is emitting radio waves, caused by one of the many solar events that are usually associated with sunspots. It is possible that an aurora could follow such solar activity so it is worthwhile turning your antenna due north from time to time over the next 24 hours and tuning around 144MHz for c.w. or s.s.b. signals being reflected from the aurora. Such signals will sound strange; c.w. like a roar instead of a clean tone and s.s.b. like a distant ghostly whisper. If you are really keen and don't mind the expense, then a pen recorder can be added to your system, but remember, be patient because you will not get results every day, especially during this low sunspot period.

## 28MHz Band

"Despite daily checks on 28MHz, I only logged a couple of ZS6's and that was on February 17", writes **Bill Kelly**, Belfast who adds, "Strange, although the path open seemed to be just to South Africa, the Bulawayo beacon didn't appear". Reference to our beacon chart, Fig. 1, will show that the 17th was a relatively good day on the 28MHz band with further proof from **Dave Coggins**, Knutsford and **Fred Pallant** G3RNM, Storrington, who both heard 5B4BS around the same time in the morning. Fred also heard ZS6ATB at 1350 on the 20th.

"As my main h.f. interest is in the 28MHz band, I am maintaining this, until the DX reappears, by operating on 10m f.m., with a modified CB transceiver, 25W amplifier and half-wave, end-fed vertical antenna", writes **Norman Hyde** G2AIH, Epsom, who, since last December, has heard over 180 stations by this mode and worked about 30, ranging from Brighton to Northampton and as far west as Exeter. He also logged an EA5 on March 5.

## Propagation Beacons

My daily checks on the signal from the RSGB beacon at Wrotham, GB3VHF 144.925MHz, between February 15 and March 14, showed it consistent at 539, except for peaks to 559 and 589 at various times on February 16, 24, 25, 26 and 27 and March 7 and 8, which were obviously indicating improved band conditions as the prevailing high pressure systems began to move. **Chris van den Berg**, The Hague, received the Wrotham signals on 8 days between February 20 and March 10 and logged the Belgian beacon, ON4VHF

144.985MHz, on February 16, 23, 24 and 26 and March 9 and 10.


"I think that 28MHz is almost at rock bottom now", writes Dave Coggins, who only logged the Cyprus and South African beacons, 5B4CY and ZS6PW on February 17. "One lonely beacon heard in February", writes Bill Kelly, having logged ZS6PW on the 17th. "Nothing at all heard between February 11 and March 10 inclusive", says Henry Hatfield. "The sudden appearance of ZS1CTB at 1500 on March 10 lightened the gloom" writes **Ted Owen**, Maldon. "Nothing to report this month in the way of 28MHz beacons", says **John Coulter**, Winchester, however he did log signals from the 14MHz band beacons CT3B, OH2B, ZS6DN/B, 4U1UN/B and 4X6TU/B around 14.100MHz, almost daily between February 15 and March 12. "As we approach the trough between sunspot cycles 21 and 22, 28MHz beacon signals are few and far between", writes Norman Hyde, whose log along with those of Chris van den Berg, Dave Coggins, Bill Kelly, Ted Owen and **Geoff Arnold** G3GSR, Wimborne, provided the information for the monthly beacon chart, Fig. 1. Chris also heard the "glut" of beacons on the 17th and then did better than us, he logged Z21ANB on all the days indicated in Fig. 2. My log for the period is also empty despite frequent daily checks.

## Tropospheric

Apart from the first few days of March, when the atmospheric pressure, measured at my QTH, was just below 29.9in (1012mb), the indicator on my barograph spent the rest of the period, February 15 to March 14, hovering between 30.0 and 30.6, Fig. 3. Although this was good news for the v.h.f. fraternity, I do think that band conditions should have been a lot better than they were, despite the fact that mild openings did occur for short periods on February 18, 23, 24 and periodically between March 5 and 10. The atmospheric pressure recorded by Ted Owen in Maldon was similar to mine, with extremes of 1006 and 1040mb on March 4 and 9 respectively.

During the afternoon of the 23rd, I heard GW stations working through a repeater, possibly GB3VA, Aylesbury, on R4 and at 0150 on the 24th, I received very strong signals from the Dublin repeater EI1DK R0 and logged EI2FX, EI5EM, EI9FR and GW1EWX while they were using it. Later in the day I heard G6XPY/P, Nr Buxton in QSO through one of the repeaters on R5. During light conditions, when the range of most v.h.f. repeaters is extended, it is not easy to positively identify which one of them a signal is coming from as was the case at 0200 on March 10 when I heard G8YCK/M in Derby on R0 and GW1MIQ/M on R3. In addition to RTTY, **Fred** and **Jenny Southwell**, Henfield, are active on both 144 and 430MHz with elevatable 9 and 19-element Tonna arrays respectively and a list of equipment which includes an FT-101ZD, FTV-901, FC-902 a.t.u., FV-901 external v.f.o., BNOS linear amplifier and a custom special Trio JR599 for the downlink signals from the OSCAR and





RS satellites. During the 5 months prior to February, Fred had worked over 30 countries via OSCAR 10 including Australia, Israel and Japan. He uses a ZX Spectrum computer for many of his amateur radio tasks. While making a temporary move in Germany, **Allan Sancto** DD5FM, took his FT-290 along and reports, "I was amazed and very pleased to hear a lot of English chaps on the 144MHz band including a YL DL/G4ZVG"

## Band II

"Since obtaining a Grundig Satellit 1400 receiver, I have heard a lot of new DX", writes **Dave Mayhew**, Yapton, who, during the past few months has increased his score to 10 countries, including Italy, Portugal and Spain, with a good selection of local radio stations in England and Wales. With the atmospheric pressure predominantly high between February 15 and March 14, signal propagation in Band

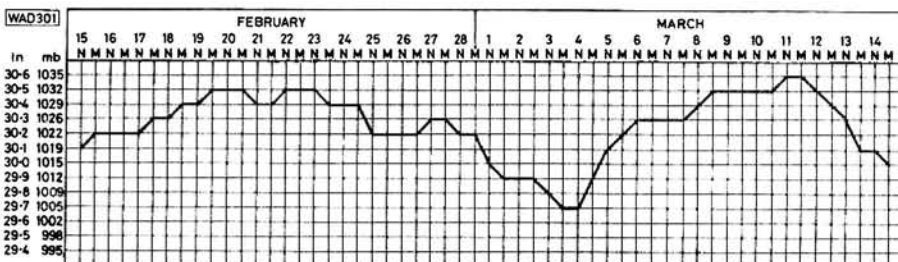


Fig. 1

Fig. 2

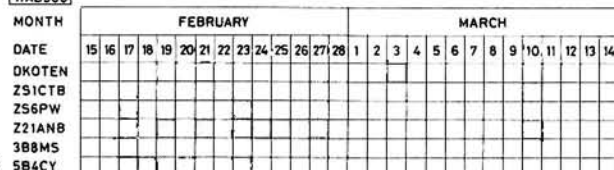


Fig. 3

II seemed to be erratic with just a few positive openings. In Wales, on February 24 **Simon Hamer** received signals from BBC Radios Kent, Norfolk and Solent, from ILR Radio Broadlands and from TDF Culture in Brest. On March 8, he listened to a Rugby match from BBC Radio Humberside and air tests from BBC Radio Shropshire. During the evening of the 9th, Simon heard BBC Radio 4 from Les Platons in the Channel Islands, ILR Saxon Radio, and RTE 2 from the Irish Republic.

**Harold Brodribb**, St. Leonards on Sea, received signals from France Culture, Frequence Nord and Musique on many spots in the band on several days between February 18 and 27 and March 6 and 10. He also logged signals from Belgium, Egem, on February 18 and March 9 and enclosed with his report the weather maps from his daily newspaper, pointing out the comparison between the movements of the high pressure systems and the DX in Band II. At 0205 on February 24 there was a

variety of French stations between 94 and 100MHz and by 0900 the band was alive with interstation "warbles" and continental programmes. During the afternoon of March 5, I heard French stations around 100MHz while using the v.h.f. radio section of my Plustron TVR5D and its own telescopic antenna, portable in Ashdown Forest. I found similar conditions again while portable on the Sussex Downs at 1400 on the 8th and I logged French stations and "warbles" from the home QTH at 0045 on the 7th, 1550 on the 9th and around 0200 on days 10 and 11.

Up in Stamford, **Philip Hodgson**, using a Grundig Yacht Boy 300 receiver, with its own telescopic antenna, had a good haul of DX when, on February 23/24 he logged BBC Radios Humberside, Kent, Leicester, London, Norfolk, Sheffield and Sussex, ILR Broadlands, Chiltern, Invicta, LBC, Leicester Sound, Orwell, Saxon and Viking, from Belgium, RTBF and BRT II and from Holland, Hilversum III.

## TELEVISION

Reports: as for VHF Bands, but please keep separate.

Television, the world over, is about people in front of a camera, communicating with more people watching a relatively small screen in the comfort of their homes. Briefly, the master planners of the international television services require that station A should serve the viewers in area B and so on, but very often natural disturbances occur within the earth's atmosphere that upset these plans and cause the signal from station A to increase its range tenfold and present itself as an interfering and unwanted signal in other areas besides B. It is then that television DXers around the world observe such events and many of them keep their records, either on videotape or by direct off-screen photography. People appear on television as announcers, entertainers and programme presenters and a few of these can be seen in Figs. 1, 2 and 3 from stations in Germany, Figs. 4 and 5 from unidentified stations and Fig. 6 from the USSR. These pictures come from the archives of **Steve Green**, Malvern, and an unnamed reader, and from my own files. The pictures about people from a Russian

Practical Wireless, June 1985



by Ron Ham BRS15744

station, Figs. 7 and 8, were received by **Major Rana Roy** in India during a sporadic-E disturbance last July.

## Band I

Although Band I was relatively quiet between February 13 and March 14, **Simon Hamer**, New Radnor, did receive pictures from Germany ARD Grunten on Ch. E2 48.25MHz on February 14, an old 1956 type test card from Czechoslovakia on Ch. R2 59.25MHz on the 18th, Spanish RTVE 1 and Swedish TV1 Sverige test cards on Ch. E3 55.25MHz on the 19th. Czechoslovakia appeared again with their RS-KH card on Ch. R1 49.75MHz on the 26th, and cards from Sweden and Norway NRK on Ch. E2 on March 3. Sweden appeared again on E2 on the 5th.

## Tropospheric

During the evening of January 26, one of our Indian readers, **Krishna Sampath**, Kodaikanal, using a 13-element Yagi and pre-amplifier to feed his Band III receiver, logged pictures from Rangoon on Ch. 7 including Burmese singers, Figs. 9 and 10, a news reader, Fig. 11, and a programme announcement, Fig. 12. "It blanked out our local 1kW transmitter!" said Krishna, who also received pictures from Bangladesh on Chs. 5 and 12 on the 27th. For about half an hour after 2240 on the 28th, following the close-down of a station in Sri Lanka using the same channel, he again received signals from Bangladesh on Ch. 5. "The weather in Kodaikanal, 2250m a.s.l., was sunny days and cold nights, with temperatures averaging from 20 to 9°C" writes Krishna.

On March 10, **George Garden**, climbed to one of Edinburgh's highest points, Arthur's Seat, with a strong bag containing his JVC CX610GB receiver. After reaching this old volcanically formed rock, some 250m a.s.l., he was amply rewarded with plenty of u.h.f. signals to choose from. "The barometer was rising all day and when I returned home it was up to 1046mb", said George who, from the rock, had watched a

# PHOTO ACOUSTICS LTD. TEL: 0908 610625

58 HIGH STREET, NEWPORT PAGNELL, BUCKS, MK16 8AQ



The TS-940S is a competition class HF transceiver having every conceivable feature, and is designed for SSB, CW, AM, FM and FSK modes of operation on all 160 through 10 meter Amateur bands, including the new WARC bands. It incorporates an outstanding 150 KHz to 30 MHz general coverage receiver having a superior dynamic range (102dB typical on 20 meters, 50 KHz spacing, 500 Hz CW bandwidth). The TS-940S features a wide range of innovative interference rejection circuits, including SSB IF slope selection, CW VBT (Variable bandwidth tuning), IF notch filter, AF tune circuit, Narrow/Wide filter selection, CW variable pitch control, dual-mode noise blanker, and RIT plus XIT. The use of a new microprocessor with advanced digital technology controlled operating features, plus two VFO's, 40 memory channels, programmable memory and band scans, a large fluorescent tube digital display with analogue-type sub-scale for frequency indication, and a new dot-matrix LCD sub-display for showing graphic characteristics and messages, all serve to provide maximum flexibility and ease of operation. In addition, a CW full break-in circuit, switchable to semi break-in, a built-in automatic antenna tuner, a solid-state final amplifier that is powered from a higher voltage source, a speech processor, all-mode squelch, and a host of other convenience features all add up to even greater versatility of use in fast-paced DX operations. The TS-940S is a complete, all-in-one type transceiver that brings tomorrow's sophistication to today's serious enthusiast.

**£1675**  
incl.  
VAT

**Please Note - we will soon be moving to NEW LARGER premises but the phone number remains the same - so please phone before calling.**

## AMT-2 £229.95

Easy to use - 'Future proof' - it will work with any computer equipped with ordinary terminal emulation software, now, or in the future - 12 Volt DC input - Applications programs available for many popular computers (Vic 20 - £51.75, CBM64 - £51.75, BBC B - £44.85, Apple II - £23.00, IBM PC - £23.00, P+P - £2.50). If in stock same day despatch.



The AMT-2 All-Mode terminal unit can be used with an ASCII terminal unit or a home computer equipped with a full duplex RS232 interface. It has:- Full AMTOR, RTTY, CW and ASCII transceiver capability - IARU tone frequencies - Wide and narrow receive tone shifts - 'Panadaptor' type tuning indicator (gated on AMTOR) - Complete control from the keyboard or by computer program - Built in microprocessor - RS232 computer interface at 300 or 1200 Bauds - Both AFSK and FSK outputs - Simple connection to transceiver and computer.

## AUDIO FILTERS MODELS FL2, FL3, FL2/A

Model FL3 represents the ultimate in audio filters for SSB and CW. Connected in series with the loudspeaker, it gives variable extra selectivity better than a whole bank of expensive crystal filters. In addition it contains an automatic notch filter which can remove a "tuner-upper" all by itself.

Model FL2 is exactly the same but without the auto-notch. Any existing or new FL2 can be up-graded to an FL3 by adding Model FL2/A conversion kit, which is a stand-alone auto-notch unit. Datong filters frequently allow continued copy when otherwise a QSO would have to be abandoned.

Prices: FL2 £89.70, FL3 £129.37, FL2/A £39.67

## ACTIVE RECEIVING ANTENNAS

Datong active antennas are ideal for modern broadband communications receivers - especially where space is limited.

- highly sensitive (comparable to full-size dipoles).
- Broadband coverage (below 200 kHz to over 30 MHz).
- needs no tuning, matching or other adjustments.
- two versions AD270 for indoor mounting or AD370 (illustrated) for outdoor use
- very compact, only 3 metres overall length. ● professional performance standards.

Prices: Model AD270 (indoor use only) **£51.75** Both prices include mains power unit.  
Model AD370 (for outdoor use) **£69.00**

## MORSE TUTOR

The uniquely effective method of improving and maintaining Morse Code proficiency. Effectiveness proven by thousands of users world-wide.

- Practise anywhere, anytime at your convenience.
- Generates a random stream of perfect Morse in five character groups.
- D70's unique "DELAY" control allows you to learn each character with its correct high speed sound. Start with a long delay between each character and as you improve reduce the delay. The speed within each character always remains as set on the independent "SPEED" control.
- Features: long life battery operation, compact size, built-in loudspeaker plus personal earpiece.

Price: **£56.35**

Our full catalogue plus further details of any product are available free on request. All prices include VAT and postage and packing. Goods normally despatched within 3 days subject to availability.



**DATONG  
ELECTRONICS  
LIMITED**

write to dept. P.W.  
Spence Mills, Mill Lane  
Bramley, Leeds LS13 3HE  
England  
Tel (0532) 552461

## TV-DX

### EQUIPMENT - PROFESSIONAL ADVICE...

Our 1985 catalogue includes everything you need to start an exciting new hobby from a suitable television to aerials, rotators, converters, amplifiers and accessories.



ONLY 60p

Examples from range:

- FUBA XC201** Multi element, Anodised 16.5dB High Gain UHF Aerial, available in Groups A, B, C/D and Wideband (channels 21-68) **£59.95**
- UNISON AR250** Rotator complete with Control Console (uses 3 core cable) **£44.15**
- UNISON SB100** Alignment/Support Bearing for above to increase head loading **£16.20**
- WOLSEY QUANTUM 250** Wideband 25dB High Gain UHF Amplifier **£16.55**
- WOLSEY 002** Matching Power Supply Unit for use with above amplifier **£13.25**
- PLANET TFC-1** Upconverter, with Gain Control - Mains Powered; no tuning required. Ideal for TV-DXing **£26.25**

We can now offer an attractively priced 116Hz Satellite System for the reception of E.C.S & other Satellites. (SAE for Details)  
We are THE DXing Specialists, advice given on ALL reception problems (SAE please).

All prices inclusive of VAT and Carnage  
Delivery 7-10 days Access & Visa welcome

## SOUTH WEST AERIALS (PW)



11 Kent Road, Parkstone,  
Poole, Dorset BH12 2EH  
Tel: 0202 738232



## SPECIAL PRICES ON SURPLUS EQUIPMENT

**Racal RA17** receivers, high grade communications receivers, 500kHz/30MHz in 30 effective bands from **£195.00**. **Eddystone receiver 730/4**, 500kHz/30MHz in 5 bands **£165.00**. **Eddystone 7070R** 19/165 MHz in six bands **£165.00**. All in excellent condition. Carriage **£15.00**. **Pye Westminster W15** low band AM **£30.00**, high band AM **£35.00**, p&p **£2.50**. **27ft telescopic mast** with guys, insulator etc **£30** collected. **Avo valve testers** **£45.00**, p&p **£4.00**. **New 28 range digital multimeters** **£45.95**. **PCR receivers, LW/MW/SW**, tested with PSU **£45.00**, p&p **£5.00**. **10ft whip aerials** **£4.00**, p&p **£1.50**. **Creed teleprinters** **£25.00**. **Pye Vanguard** with cable control box and mike, untested **£20.00**, p&p **£5**. **Hameg single beam scope**, tested **£65.00** p&p **£5**. Various single and double beam oscilloscopes, signal generators, valve testers, output meters etc always in stock. Send 50p for illustrated catalogue, includes £1 voucher.

**WEIRMEAD LTD**, 218 St Albans Road, Watford, Herts. **0923 49456**

Access/Visa Welcome

Goods in stock, delivery 7 days



Fig. 1



Fig. 2



Fig. 3



Fig. 4



Fig. 5



Fig. 6



Fig. 7



Fig. 8



Fig. 9



Fig. 10



Fig. 11



Fig. 12

football match from the Border TV Selkirk transmitter on Ch. 59. Next time George plans to add a v.h.f. broadcast receiver to his pack.

With the atmospheric pressure predominantly high during this reporting period, I kept a close but disappointed watch on Bands III, IV and V and had to be satisfied with negative pictures from France, Canal Plus, around Ch. E5 on February 18 and 24 and March 9 and 10, and test cards from Belgium and Holland in Band III on February 24 and March 8, 9 and 10. Simon Hamer, also received TDF Canal Plus in Wales, during the evening of the 9th.

"I was forewarned, as usual, by the signals from Sandy Heath Ch. 27 getting stronger", writes **Philip Hodgson**, Stamford, who observed the opening on the 23rd and 24th with his Plustron TVRC5D. Early in the event the pictures from Sandy Heath suffered interference from a Dutch station on the same channel and Philip was soon receiving u.h.f. pictures from LWT on Ch. 23 and Tyne Tees on Ch. 29. He also received pictures from Canal Plus, Belgium BRT I and II, and the captions Nederland 2 and Teleac and a programme about bicycles from Holland. In St. Leonards-on-Sea, **Harold Brodribb** received pictures from Canal Plus almost daily from February 14 to 26 and from March 4 to 8. On the 24th, he noted interference on 12 of the u.h.f. channels between

34 and 65. The following day he received pictures from the London transmitters of IBA Channel 4 and BBC2 on Chs. 30 and 33 respectively and during the 26th he logged the test card, "FR3 es Specialise" with the word Margo on a flashing insert. Harold also identified the French stations Antenne 2, FR3 and TF1 on several u.h.f. channels which he thinks came from transmitters at Abbeville, Boulogne, Le Havre, Neufchatel and Rouen. On March 6 he received these French signals again, but this time with a set-top antenna.

## SSTV

"SSTV frequencies have been quite active at weekends through January and February, with propagation bringing signals from Scandinavia in the mornings and mid-Europe and Italy during the afternoons and dropping out around 1630," writes **Lester Curno**, Bude. He continues, "I have found that when QSB allows, I get excellent pictures from a lot of European countries, mainly Finland, Germany and Italy." Lester uses an FRG-7 in conjunction with the Scarab/Spectrum combination for SSTV reception, and has copied very clear pictures from OE5APW, OH6ZS and SM3GOM. To date, Lester has logged stations from 15 countries using SSTV, mostly on 14.230MHz, and comments, "I have

seen many pictures, but some of the best are the cartoon characters like Donald Duck and Mickey Mouse with "PSE K", "BYE, BYE", or "HAVE A NICE DAY" scribed alongside".

"Things have been rather quiet, at least at my QTH", writes **Allan Sancto** DD5FM, Bad Aibling, and adds, "I would appreciate a post-card from anyone interested in setting up a one-way sked from the UK, preferably on Sunday mornings on 3.740, 7.040 or 14.230MHz, whichever band happens to be favourite.

Despite what seemed to be an increase in the level of QRM and QSB, I received SSTV pictures around 14.230MHz from DL6AF, the caption, "CQ SSTV" from a station in Lisbon, "TRIO 599 ROBOT" and "QRM" and an image that looked like a target, between 1000 and 1200 on February 16. I copied pictures of people and the caption "QTH PADOVA" from I3XQW at 1100 on the 17th, an unidentified face at 1147 on the 23rd and the captions "QTH", "QSL", "OK", "73", "KK", "CIAO" and "ROBOT" and a partial caption from an ISO around the same time on the 24th. At 0915 on March 9, through strong QRM I saw "AO7" appear on 7MHz and during the afternoon the captions, "VERY 73 PLEASE YOUR QSL", "TEST QRT", "QTH CAPRI" and the callsign IC8POF, was seen fighting for predominance with s.s.b. signals and slowly varying QSB.





by Pet Gowen G3IOR

Excellent DX contacts continue to be made via OSCAR-10, despite the fact that "tilts" of up to 60° of antenna off-beam pointing to earth when the satellite was near- and post-apogee (because of the need to point the solar panels into the sun to maintain battery charge) have produced a very poor link path over the past four months. New arrivals included Y11BGD in Iran, Bob, WA0NZI/H18 in the Dominican Republic and the XF4 Revillagigedo DXpedition operated by AMSAT Co-ordinator Dave Liebermann XE1TU. DPOGVN is in Antarctica, Latitude 70°S Longitude 8°W, operated by DL5SL and DJ6TN, and QSLs go to DJ4SO. They will normally be found on a downlink frequency of 145.920MHz. Cyprus, in the form of 5B4LD, should soon be active, this now being a distinct Country from ZC4 for DXCC listings.

**Chris van den Berg**, NL-9165, was listening on a simple dipole, and despite the weak OSCAR-10 downlink, was copying many European and American stations. He intends to improve his antenna, as he finds s.s.b. rather poorer copy than c.w.

Now we have a much better time to look forward to, as this month the sun-angle dictates that the satellite will have its beam antennas pointing at us around apogee, and signals will be much stronger, with little spin-modulation noticeable. This good condition will stay with us throughout May, and most of June, but after the end of July we shall start to see many problems, with severe eclipses lasting from August 4 to September 1, a consequent reduction of transponder "on" time, bad antenna earth-pointing, and the satellite with its apogee going further into the southern hemisphere, meaning much less availability for stations in our northern hemisphere.

During May and early June, QSO capability will be equal and excellent to locations to our east and west alike, with a slight advantage to southern hemisphere stations. As we go into July, contacts with western stations, such as W's, will be severely disadvantaged, but those situated to our east will provide excellent contacts, especially in the southern hemisphere, so this will be the time to work VK, etc., social hours permitting.

## Phase IIIC Plans

Three transponders are now being planned for the new satellite still officially set for launch on ARIANE IV in July 1986, although at least a three month lift-off delay is probable.


(1) A Mode "B" (435 to 145MHz) transponder with 180kHz bandwidth, fundamentally similar to OSCAR-10.

(2) A new Mode "JL" transponder with uplink from both a Mode "J" type 145 to 435MHz transponder combined with a 1269 to 435MHz. Mode "L" transponder using a 50 watt "HELAPS" amplifier to give a 50kHz passband.

(3) A combined 1269 and 435MHz uplink to give a 2.4GHz, 25kHz-wide, 2 watt downlink for single channel f.m., which will be easily heard with a 1.2m dish antenna and a 1dB n.f. pre-amplifier.

A Mode "L" packet-radio store-and-forward will also be flown, with a 2400 baud rate uplink and a 400 baud rate f.s.k. downlink. This may be made by the UOSAT team at the University of Surrey, as may the proposed AMSAT-VITA PACSAT due for a 1987 launch.

The kick-motor, flown with the satellite to provide a controllable means to take the satellite from the low perigee elliptical equatorial orbit to the higher inclination and perigee required to optimise communications, is now set to be a ground-



Rooftop dish antenna used for OSCAR-10 used by Gunter Neugebauer VE7CLD

commandable, spontaneous igniting, liquid fuel mix type similar to that used for the OSCAR-10 propulsion system.

The antennas will be improved, as, even allowing for the "bent" arm of the existing OSCAR-10, they are not of optimum efficiency due to the size limitation of the satellite in terms of wavelengths at 144MHz.

## RS Current


As from February 21, the RADIO satellites entered into a new eclipse period, limiting the solar battery-charging power due to sections of each orbit falling into earth's shadow. A limited new schedule during the eclipse periods that recur about every three months will provide transponder operation of RS-5 each Monday

and Friday, RS-7 on Tuesdays and Saturdays, and RS-8 Thursdays and Sundays, all times MSK. (UTC minus three hours until USSR Summer Time began on March 31, and then UTC minus four hours.) When the orbits are in continuous sunlight, the satellites will be on daily except for Wednesdays MSK.

**Bill Kelly**, in Belfast, has been regularly observing all of the transponder and ROBOT operations, the Wednesday orbital data, and has also been trying to decipher some of the telemetry from RS-1. Alas, despite the efforts of the new command in UC2, no meaningful values nor any transponder function have happened, as the voltage supplied seems insufficient to produce proper operation.

Chris van den Berg has also been looking closely at RS-1, and despite a variety of numeric variations from the original "5015" frame transmitted, no meaningful logic is found to be present. Chris is now studying RS-5 as the battery slowly fades in the ageing spacecraft.

On June 30 there will be a large international meeting of v.h.f. and u.h.f. amateurs in Lithuania, with activity from special UP2 stations using R2P callsigns on the satellites, e.m.e., and other related modes. From 0320 until 0820 on this day, there will run a contest activity period on RS-5 and RS-8 (RS-7 will be on codestore message demonstration) for the 3-orbit, 5-hour period. QSOs with the special prefixes, some fifteen in all, will give 5 points, whilst other contacts will give 1 point, with each station to be worked once only during the period of the contest. Logs should be sent to PO Box 88 in Moscow, with a power declaration (100W e.r.p. maximum) and the winners will receive awards and diplomas.



OSCAR-10 antennas at G3IORs QTH (13-el 16dBi G3HUL Yagi on 435MHz, 10XY J-Beam on 145MHz)

Development of the pair of new RADIO (RS) Satellites due for launch at the end of this year is proceeding well, and tests of the system transponders and ROBOTs, by using them as roof-top based repeaters in Moscow and Kaluga, showed that few problems existed other than a few minor technicalities. It is now hoped to obtain separate launches for the two spacecraft into a 2000km orbit, but contingency plans for a joint mission, even a coupled system, are also in vogue.

Frequency planning giving maximum compatibility with the current active spacecraft has evolved the following plan:

*Practical Wireless, June 1985*

## RS-9

Beacon Frequency:  
29.402MHz.  
Transponder Uplink:  
145.860-145.900MHz, non-inverting.  
Transponder Downlink:  
29.360-29.400MHz, linear.  
ROBOT Uplink:  
145.820MHz c.w.  
ROBOT Downlink:  
29.320MHz.  
Telemetry:  
Basically as RS-3 to 8 series, with full parameters yet to be finalised.

## RS-10

Mode A Beacons:  
29.457 and 29.503MHz  
Mode A Transponder Uplink:  
145.960-146.000MHz, non-inverting.  
Mode A Downlink:  
29.460-29.500MHz, linear.  
Mode K Transponder Uplink:  
21.260-21.300MHz.  
Mode K Downlink:  
29.460-29.500MHz.  
Mode K Beacons:  
29.457 and 29.503MHz.  
Beacon Power:  
250mW or 1W commandable.  
Mode K ROBOT Uplink:  
21.140MHz.  
Mode K ROBOT Downlink:  
29.457 or 29.503MHz, commandable.  
Telemetry:  
Basic system as RS-3 to RS-8 series,  
with final parameters yet to be proven.  
Note: These frequencies are not finalised,

and some changes might yet be made immediately prior to launch.

Work is now commencing with the hope of having a new mode on RS-10, as yet undesignated. If time and planning permit, and full compatibility can be established, then RS-10 will also carry a further transponder with an uplink from 21.260-21.300MHz to give a 145.960-146.000MHz downlink, with the beacon associated with this new mode on 145.997MHz. This will bring a desirable link between h.f. and v.h.f. enthusiasts, as well as providing valuable propagational data.

## Scientific Satellites

**John Branegan** GM4IHJ closely follows space exploration, and reports that the ISEE-3 satellite is now well on the way to intercept Comet Giacobini Zinner on September 11 this year, thus being the first probe to get a close look at a comet and measure important particle and radiation levels. (This will help to clarify plans for the Giotto rendezvous with Halley's Comet in 1986.) Two years ago ISEE-3 was quietly patrolling the Lagrangian earth-sun gravity balance point one million miles sunward of earth. NASA used the unique position by dropping it back toward earth, sending it at high speed around the moon, picking up more speed on this "slingshot" trajectory repetition until after a final ultra-high speed dash, only 120km above the lunar surface, it left earth for ever to meet the comet. John points out that by a fortunate coincidence, severe magnetic storms occurred during the times when ISEE-3 was deep into earth's magnetotail, and hence

valuable data leading to a greater understanding of our auroral v.h.f. DX amateur propagation was supplied as an unexpected bonus.

In return for postage and photocopying costs (say £1.00 UK) John offers a copy of two new papers to help enthusiasts' understanding of some of the complex satellite happenings that we do not have the space for in this column. One is devoted to a review of the OSCAR-10 antenna experiments, explaining the relationships between antenna pointing and the sun-angle of the satellite, and between spin-modulation and path variables. The second answers some of the many questions arising due to the relationships of the various satellite orbits and eclipses that cause so many problems. These are written with ease of understanding to the average satellite user in mind, and give a full and adequate explanation of both phenomena. Write to John Branegan GM4IHJ, 8 Whitehills, Saline, Fife, Scotland, with your request and interest.

Finally this month, the times for the GBOAUK (previously GB2RS) news broadcasts on the OSCAR-10 145.962MHz, H2 BC channel: May 12, 0600 UTC. May 19, 0200. May 26, 0830. June 2, 0600. June 16, 0800. June 23, 0130. July 7, 0530. July 14, 0030.

There will be no broadcasts on May 5, June 9, June 30, July 22 or July 28, but it is hoped that other radio societies such as DARC, VERON, etc., will soon use the facility. Also, look on the same frequency at the hour when the satellite is in mutual range with WA2LQQ, who regularly broadcasts valuable satellite and AMSAT information on Saturdays and Sundays.

## RTTY

Reports: as for VHF Bands, but please keep separate.

Between January 27 and March 10, **Alan Taylor**, Coventry, copied RTTY stations from six countries around 7.036MHz on 40m, and 14 around 14.090MHz on 20m. Details from his log have been included in our monthly band analysis chart of countries heard, Fig. 1. Alan and I both found a predominance of German stations on 7MHz and, as usual, plenty of Italians on 14MHz.

**Ken Easom** writes from the RSA and says that he is using an FRG-7 receiver with a Tono Theta 550 terminal and Yaesu YVM-1 video monitor for RTTY. **Dominique Kremp**, Coutances, uses an Icom R70 and an AFR2000 decoder, and says about the latter, "A brand-new one from Polytronic in Switzerland. Splendid!".

*Practical Wireless, June 1985*



by Ron Ham BRS15744

**Fred and Jenny Southwell**, Henfield, G6ZRU and G1LIT, use a Spectrum computer with microdrives, G4IDE software and a Scarab terminal unit for their RTTY operations. Jenny made her first QSO the day after getting her licence, on RTTY with Steve Richards G4OAK, via his mailbox.

"Conditions on the bands were not as good as last year when 21MHz provided excellent VE/W contacts," writes **Richard Everitt** G4ZFE, on behalf of the Leicester

Polytechnic Amateur Radio Society, G3SDC, about their efforts in the 1985 RTTY World Championships, organised by the American Magazines 73 and RTTY Journal. The club station ran 200W to a TET 5-element Tribander antenna using an AMT-1 terminal unit, and on 14MHz made QSOs with 27 of the United States of America, plus such interesting stations as LU3EZA, TG9VT, XO1AST and CG3IMT, both Canadian special prefixes, LU8ESU and PT2BW. During the event they also worked stations in Europe, Scandinavia and the USSR on the 3.5MHz band (80m), Europe and Scandinavia on 7MHz, and from Argentina to Israel and Scandinavia to Spain and the USSR on 14MHz. "21MHz appeared dead during the contest with only one station, HC1BW, being worked at 1600," said Richard.

Among the interesting signals that I copied was KC2TU/TF, using 200W from an IC730 and working for his DXCC while

Country	Prefix	Band (MHz)				Country	Prefix	Band (MHz)			
		3.5	7	14	21			3.5	7	14	21
Austria	OE			X		Ireland	EI/GI		X		
Balearic Is	EA6			X		Italy	I		X	X	
Belgium	ON			X		Japan	JA			X	
Canada	VE			X		Morocco	CN			X	
Canary Is	EA8			X	X	Norway	LA			X	
Ceuta & Melilla	EA9			X		Portugal	CT1			X	
Czechoslovakia	OK			X		Sardinia	ISO		X	X	
Denmark	OZ	X	X	X		Scotland	GM		X		
England	G	X	X	X		Sicily	IT9			X	
Finland	OH			X		Spain	EA		X	X	
France	F		X	X		Sweden	SM	X		X	
Germany	DJ, DK, DL, DF	X	X	X		Switzerland	HB9		X		
Greece	SV			X		USA	K, W1-9			X	
Holland	PA	X	X			USSR	UA, UB, UT			X	
Hungary	HA			X		Wales	GW	X			
Iceland	TF			X		Yugoslavia	YU			X	

Fig. 1: Monthly band analysis chart of countries heard

in Keflavik, Iceland. Around 1000 on March 13 he worked an OZ on RTTY and told a PA, "We have had winds in excess of 50 knots for 11 days, but thankfully the antennas have survived". I gather that he plans to be in Iceland for about another

year and will no doubt make many more RTTY QSOs.

"For a number of years now, RTTY operators both licensed and s.w.l. have been able to pursue the chase for a large number of operating awards which are an

indication of the ability to communicate," writes Ted Double G8CDW, in the Winter issue of the British Amateur Radio Teleprinter Group's journal *Datacom*. In his article, Ted points out that 'RTTY awards are available for a variety of achievements from amateur radio societies in Germany, Japan, the Netherlands, Scandinavia and the USA as well as BARTG and the Radio Society of Great Britain. Readers interested should send an s.a.e. to Ted at 89 Linden Gardens, Enfield, Middlesex. In addition to his activities on v.h.f. as a licensed amateur, Ted is a diligent RTTY listener on the h.f. bands. He holds the DXCC Award for an s.w.l. from the *RTTY Journal*, marked No. 1, the RSGB DX Listeners' Century Award, with 120 countries confirmed on RTTY, and endorsed "1st RTTY Award issued" and the WSRV award from the Scandinavian RTTY Society, SARTG, with Gold Rosette indicating that this is only the 14th Gold issued and was the first one issued to an s.w.l. anywhere in the world. Many sincere congratulations from us all, Ted, this should really give encouragement to our many readers who are getting started with new RTTY equipment.

## Swap Spot

Have Icom multimode 144MHz transceiver in excellent condition, 5-el 144MHz beam, 35m H100 50Ω cable, v.h.f./u.h.f. wavemeter. Would exchange for good quality h.f. transceiver. Matthew Cornwall G4ZZB. Tel: 0895 54965 (Uxbridge). W996

Have Yaesu converter FRT-7700C, 140-170, still boxed. Would exchange for FRT-7700E 140-150, 150-160, 118-130. V. Wainwright. Tel: Maidstone 59916. W997

Have Yaesu FT-208R 144-148MHz transceiver with charger, NiCads etc. Excellent condition. Would exchange for FRG-7700 or good h.f. receiver. Tel: Medway 714404. W981

Have brand new Elmo 8mm movie camera super 108, cased with hand grip, fully automatic. Would exchange for any communications receiver or transceiver. Greg. 6 Hillbarn, Sanderstead, Surrey CR2 0RU. Tel: 01-651 5241. W985

Have 16/48K Spectrum programs (radio & games) and radio magazines (Spanish). Would exchange for recent radio magazines or Spectrum programs. Also exchange diagrams of antennas. Francisco EA5EVS, Box 859, 46080 Valencia, Spain. Send IRCs. X007

Have small lathe or radio control equipment. Would exchange for general coverage communications receiver. Tel: Diss 741702 (Norfolk) evenings. X020

Have ex-Navy Murphy 62B receiver 150-300kHz, 0.5-30MHz, u.s.b./l.s.b./c.w., working. Also have Burndept BE201 transceiver 100-156MHz, complete but needs slight attention. Would exchange for Spectrum computer or wide angle or telephoto lens to fit Canon. Tel: Cradley Heath 634625 (6-6.30pm). X028

Have 750 assorted radio valves. Would exchange for h.f. receiver or w.h.y. Write to: D. Proctor, 235 Glebe Green, Winsford, Cheshire CW7 1JT. X041

Have Racal 17L, good condition. Would exchange for FRG-7700 plus a.t.u. or R2000. T. Hoyle, 35 Marton Grove, Inglemire Lane, Hull, N. Humberside. Tel: 801771. X043

Have Casio 101 polyphonic keyboard, 3½ octaves, full size keys, four memories, vibrato, sustain. As new condition (value £175). Would exchange for MML144100S 144MHz linear or general coverage receiver—not large heavy type. Also have Morse machine, metal case, full size Qwerty keyboard—this item is home brew based on ZX81 program on EPROM type ahead etc. Requires finalising to interface with transceiver, data and circuits available. Would exchange for w.h.y. G3SYD. Tel: Crawley, Sussex 0293 511708. (7-10pm Mon-Thur or during day at weekends). X044

Have 144-28MHz transverter (Microwave Modules) as new. Would exchange for KW Atlanta with external v.h.o. G4KIN. Tel: 051-526 4777 evenings (Maghull). X059

### PW "SWAP SPOT"

Got a camera, want a receiver? Got a v.h.f. rig, want some h.f. gear to go with your new G0? In fact, have you got anything to trade radio-wise?

If so, why not advertise it FREE in our new feature SWAP SPOT. Send details, including what equipment you're looking for, to "SWAP SPOT", *Practical Wireless*, Westover House, West Quay Road, Poole, Dorset BH15 1JG, for inclusion in the first available issue of the magazine.

A FEW SIMPLE RULES: Your ad. should follow the format of those appearing above; it must be typed or written in block letters; it must be not more than 40 words long including name and address/telephone number. Swaps only—no items for sale—and one of the items MUST be radio related. Adverts for ILLEGAL CB equipment will not be accepted.



**AE**

# Dual Bander

**£599.00**  
inc. VAT



FT-2700R 2M and 70cm Dual Bander. True full duplex cross band working. Dual receiver front ends, local synthesisers, IF's and Tx RF stages. Two 4-bit microprocessors. Ten memories. Programme mem scanning. Reverse repeater. Priority function. 25W continuous either band. Full duplex or simplex. Distinctive graphical two colour PO/S meter. Optional voice synthesiser.

Main Importer and distributor  
Yaesu Musen

Telephone 021-327 1497/6313  
Telex 334312 Perlec G

AMATEUR  
ELECTRONICS **AE** LIMITED

510/512 Alum Rock Road  
Alum Rock  
Birmingham B8 3HX

## WOOD & DOUGLAS

- \*NEW CATALOGUE
- \*NEW PRODUCTS
- \*NEW PRICES

For those of you who missed the NEC here are details of a few of the new products that we introduced:

**70FM3/5** – The popular 70FM3 500mW to 3 watt 70cms power amplifier has been updated to have rf switched automatic PIN changeover. The board fits a standard miniature diecast box and is sufficiently compact to allow direct connection to your handheld's aerial socket. The module has facilities for line powering and has our standard 'straight through' mode with power supply disconnected.

**AF1** – A small audio amplifier board consuming very low quiescent current. The unit is intended to complement the CWF1 CW filter where it would act as an audio buffer. The board also boasts an externally activated mute circuit.

**144 LIN30** – The popular 144 LIN25B linear has been updated to yield in excess of 30W for 3W drive at 145MHz.

\* \* \*

Details of these and other new products are included in our 1985 catalogue. This will be posted to you on receipt of an A5 stamped self addressed envelope. Kits are usually available by return of post but please allow 28 days for any unforeseen shortages. Place your order by post or by telephone using your credit card. Please include £1.00 to cover order handling and postage.

Our products are kits or assembled kits consisting of circuit board and all components to mount on the board. We do not include external hardware such as boxes, connectors, etc.

If your purchase does not work when assembled then apart from being surprised we will offer to service the module for a small charge depending on the complexity of the project. So please remember...

ANYONE CAN SELL A KIT... REPUTATION SELLS OURS

UNIT 13, YOUNGS INDUSTRIAL ESTATE  
ALDERMASTON, READING RG7 4PQ  
TEL: (073 56) 71444 TX: 848702



**METERS: 110 x 82 x 35mm**  
30µA, 50µA, 100µA. **£8.45**  
Post 50p.

**METERS: 45 x 50 x 34mm**  
50µA, 100µA, 1mA, 5mA, 10mA,  
25v, 1A, 2A, 5A, 25V.  
**£4.32.** Post 30p.

**METERS: 60 x 47 x 33mm**  
50µA, 100µA, 1mA, 5mA, 10mA,  
100mA, 1A, 2A, 25v, 50v,  
50-0-50µA, 100-0-100µA. **£7.25.**  
VU meters **£6.04.**

Post on above meters 30p.

**Silicone grease 50g £1.32.**  
Post 16p.

**NI-CAD BATTERY**

**CHARGER**

Led indicators charge-test  
switch. For PP3, HP7, HP11 &  
HP2 size batteries.  
Price **£6.40.** Post 94p.

**Motorola Piezo Ceramic Tweeter**  
**£5.52** Post 33p

**METERS: 60x46x33mm**  
illuminated. Require 6V supply.  
50µA, 100µA, 500µA,  
100-0100µA,  
1mA, 1A, 2A, 25V, 30V & VU.  
**£5.44** post 30p

**ALSO IN STOCK**

2, 3, 4, 6 & 8A Transformers

### TRANSFORMERS

#### 240v Primary

3-0-3v	100mA	<b>85p</b>
6-0-6v	100mA	<b>£1.38</b>
6-0-6v	250mA	<b>£1.52</b>
12-0-12v	50mA	<b>£1.32</b>
12-0-12v	100mA	<b>£1.40</b>
9-0-9v	75mA	<b>£1.40</b>
9-0-9v	250mA	<b>£1.52</b>

Post on above transformers 48p.

9-0-9v	1A	<b>£2.37</b>
12-0-12v	1A	<b>£2.95</b>
15-0-15v	1A	<b>£3.45</b>
6-0-6v	1½A	<b>£2.38</b>

Post on above transformers 94p.

**Rotary Switches:** 1 Pole 12  
Way 2P6W, 3P4Way, 4P3W **42p**  
Post 16p

**illuminated Rocker Switch**  
240V 6A Red **88p** Post 16p

All above prices include V.A.T. Send £1 for a new comprehensive 1983/84 fully illustrated catalogue with a new price list. Send S.A.E. with all enquiries. Special prices for quantity on request.

All goods despatched within 3 days from receipt of the order.  
Catalogue Owners: Please send large s.a.e. for new prices coming in force 1.11.84

**M. DZIUBAS**  
158 Bradshawgate, Bolton,  
Lancs. BL2 1BA.

## TRAINEE ASSISTANT FILM RECORDISTS

Trainee Assistant Film Recordists work in Sound Transfer and Dubbing areas. Prospects exist for moving onto location recording work after several years.

Applicants, who should be at least 18 years of age, must possess a minimum of 'O' level standard of education or equivalent, ideally including Physics and Mathematics. They certainly must be able to demonstrate an active practical interest in sound and basic electronics.

Normal hearing and colour vision are essential and applicants must hold a current driving licence or be prepared to obtain one within a reasonable period.

Successful applicants will start their three year training period in October 1985 at a salary of £6,134 p.a. (currently under review). An additional allowance is paid for shift work. Based West London. Relocation expenses considered.

Contact us immediately for application form (quote ref. 1240/PW and enclose s.a.e.): BBC Appointments, London W1A 1AA. Tel. 01-927 5799.

Preliminary interviews are expected to be held in June.

We are an equal opportunities employer

# BBC tv

## AE LTD/ AH ELECTRONICS

Authorised main dealer & importer of YAESU MUSEN products - FT726, FT230R, FT290R, FT270R, FT2700, FT230R, FT209R, FT730R, FT757GX, FC757AT, FP757HD, FRG8800, etc., etc.

TONNA VHS/UHF beams - popular models stocked.

TOKYO HY-POWER for VHF/UHF linear amps, HL20U, HL30U, HL45U, HL30V, HL35V, HL85V, HL110V, HL160V, the HL35V is ideal for the FT290R this small linear has a gasfet pre-amp, .5-5watt input, 35watt output, small size only 100x35x150mm. Only £69.99. Send for data.

TET HF beams & HF verticals VHF/UHF antennas in stock, plus TET atu's. components - send for lists.

Call and see us, retail shop now open. Half day closing Wednesday.

151a Bilton Road, Rugby, Warwickshire CV22 7AJ.  
Tel. 0788 76473.

**SIG GENS TF995/A3** Army version AM/FM 1.5 to 220 Mc/s var AM & Deviation tested with book & accs as available, £100. **AUDIO OSC** gen purpose Advance 20c/s to 50Kc sine wave var o/p mains tested, £28. **TAPE RECORDERS** 2 chan 3 speed 1/4 track with mon speaker, in wood carrying case size 20x13x9" take 7 1/2" spools, with reel of tape headset with boom mike inst, £29, or Recorder only £15. **TRANSISTOR ANALYZER CT446** AVO portable unit operates from int dry batteries in case 15x9x5" provides wide range of tests on small signal & power transis, £29. **VALVE VOLTMETERS** Marconi TF1041B gen purpose unit mains operated AC volts to 300 DC to 1 Kv Ohms to 500 Meg, as RF probe to 1500 Megs small unit with large meter tested with book, £48. **HEAT DETECTORS** Chloride for ceiling mounting protect area approx 20ft Sq as N.O. contact new with base new, £12.50. Bells 24v DC 6" new, £6.50. **TERMINALS INSUL** panel mt H.D. 1/4" stud in black, 2 for £2 or 4 for £3.50. **CARRYING CASE** in black fibre glass approx ext size 10x13x6" hinged lid carrying handle, £7.50. **DOSE RATE METERS** Gieger Counter portable meter indication 0 to 4000 Mill/Rgt in 4 ranges Beta/Gamma, as 4" dia sensor operates from 4 HP, 2 batteries approx ext size 10x7x8" tested, £75. **METER UNIT** with 3" dia meter 5-0-5 Ua linear scale in neat case size 10x8x8" with terminals etc tested, £14.50. **FREQ METER** Ass chassis from BC221 with valves & crystal, £14.50. **AERIALS** Telescopic 27ft 6 section 5ft closed, £28, guy kit £8, Mast kit 30ft 10 section 1" with carrying bag & access, £30. Whip Ae 16ft 4 section with base, £8.50. Long wire Ae kit 120ft with insulators & 2x 25ft cords, £6.50. Whip Ae 7 section 10ft screw base, £4.50. Adaptor for this to 50 ohm, £3.50. Vertical Dipole broadband 36/60Mc/3 section approx 12ft with guys & coax in carrying bag, £18. Aerial UHF (A43R) 225/300Mc/s ground plane, £6.50. Mast 7 section 8ft for use with A43R aerial, £6.50. **AUTO TRANS** 240/115v at 560 watts enclosed size 6x4x3, £14.50. L.T. Trans C core 230/250v to 16v at 9 amps & 29v at 5 amps, £14.50. **AERIAL** car type for C.B. use flex element 15" with 13ft 50 ohm coax & plug new, £4.50. **CT316** Triggered mon scope 3" mains, £15 ea callers.

Above prices include carr/postage & VAT. Goods ex equipment unless stated new.

Allow 14 days for delivery.

S.A.E. with enquiry or 2 x 17p stamps for List 36.

## A. H. SUPPLIES

122 Handsworth Road, Sheffield S9 4AE.

Telephone: (0742) 444278

## AE LTD/ AH ELECTRONICS

Authorised main dealer & importer of YAESU MUSEN products - FT726, FT230R, FT290R, FT270R, FT2700, FT230R, FT209R, FT730R, FT757GX, FC757AT, FP757HD, FRG8800, etc., etc.

TONNA VHS/UHF beams - popular models stocked.

TOKYO HY-POWER for VHF/UHF linear amps, HL20U, HL30U, HL45U, HL30V, HL35V, HL85V, HL110V, HL160V, the HL35V is ideal for the FT290R this small linear has a gasfet pre-amp, .5-5watt input, 35watt output, small size only 100x35x150mm. Only £69.99. Send for data.

TET HF beams & HF verticals VHF/UHF antennas in stock, plus TET atu's. components - send for lists.

Call and see us, retail shop now open. Half day closing Wednesday.

151a Bilton Road, Rugby, Warwickshire CV22 7AJ.  
Tel. 0788 76473.

## 1/2 PRICE LCD DMM WITH CARRY CASE


EXCLUSIVE WHILE STOCKS LAST

- 3 1/2 DIGIT ■ 26 RANGE
- AUTO ZERO ■ AUTO POLARITY
- AC/DC 10 AMPS ■ TEST LEADS,
- CARRY CASE, BATTERY & INSTRUCTIONS
- 5 ranges AC/DC volts 5 ranges AC/DC current
- 6 ranges Resistance to 20 meg ohms
- Size: 161 x 87 x 25mm

**AUDIO ELECTRONICS**

301 Edgware Road, London,  
W2 1BN 01-724 3564

ORDER BY POST OR PHONE OR CALL IN OPEN 6 DAYS A WEEK



£33.95  
INC. VAT

List price £71.30  
(UK C/P & ins. 85p)

Allow 10 days for delivery

## MET ANTENNAS

HIGH  
QUALITY  
BRITISH



N.B.S. STANDARD ★ USER ADJUSTABLE MATCHING ★ 'N' SOCKET TERMINATION  
P.T.F.E. INSULATED GAMMA ★ GAIN OPTIMISED ★ EASY ASSEMBLY ★ MADE IN U.K.

MET STOCKISTS (U.K.)

Gobowen Comm., Gobowen, Shropshire. Tel. 0691 661397. Dewsbury Elect., Stourbridge, W. Midlands. Tel. 0384 390063. Dressier U.K. Ltd., Leyton, E10. Tel. 01-558 0854. D.W. Electronics, Widnes, Lancs. Tel. 051-420 2559. Highland High Tech, Wick, Cathness. Tel. 0955 4695. Jaycee Electronics, Glenrothes, Fife. Tel. 0592 756962. Rymie, Aberdeenshire. Tel. 04546-617. Northern Comms., Halifax. Tel. 0422-40792. One Stop, Rochester, Kent. Tel. 0634 400179. Radio Shack Ltd., London NW6. Tel. 01-624 7174. Scarb Systems, Gillingham, Kent. Tel. 0634 570441. Selectronic, Canvey Island, Essex. Tel. 0268 691481. S.M.C.: Totton, Southampton. Tel. 0703 867333. Leeds, Yorks. Tel. 0532 782326. Chesterfield. Tel. 0246 453340. Buckley. Tel. 0244 549563. Stoke. Tel. 07816 72644. Grimsby. Tel. 0472 59388. Bangor, Northern Ireland. Tel. 0247 464875. Southdown Radio Supplies, Eastbourne, Sussex. Tel. 0323 633951. Ward Electronics, Ward End, Birmingham. Tel. 021-328 6070.

OVERSEAS DISTRIBUTORS

Finland: Compton, Espoo 16. Tel. 0422133. Netherlands: Amcomm, Aalsmeer. Tel. 28811. Belgium: Mees Electronics, St Nicklaas. Tel. 7766528. U.S.A.: L.M.C. Marketing, Florida. Tel. (305) 777 4019.

METALFAYRE

Kingsdown Road, St. Margarets-at-Cliffe, Dover, Kent CT15 6AZ  
Telephone 0304 853021 Telex 965644 LCL DOV  
(Enquiries from Dealers and Overseas Distributors welcome)  
Please make cheques payable to metalfayre



Code	Model	Length	Gain	Price inc. VAT	P&P Code
70cm					
432/19T	19 ELE	2.2M	14.2 dBd	£25.60	A
432/17X	17 ELE Crossed	2.2M	13.4 dBd	£49.17	A
432/17T	17 ELE Long	2.9M	15dBd	£29.20	A
432/5B	5 ELE Back Mount	.7M	9.2dBd	£16.95	B
2M					
144/5	5 ELE	1.5M	9.2dBd	£19.55	A
144/7T	7 ELE	1.6M	10dBd	£24.15	A
144/8T	8 ELE Long	2.45M	11dBd	£31.25	A
144/14T	14 ELE	4.5M	13dBd	£46.71	A
144/19T	19 ELE	6.57M	14.2dBd	£55.08	A
144/6X	6 ELE Crossed	2.5M	10.2dBd	£29.75	A
144/GP	2M Ground Plane			£14.41	B
4M					
70/3	3 ELE	1.7M	7.1dBd	£20.12	C
70/5	5 ELE	3.45M	9.2dBd	£46.74	C
Non-Metallic Mast - Exclusive From MET					
Reinforced Polyester - 1 1/2" and 2" Diameter					
R.P.M. 1.5M (1 1/2" dia.)				£17.25	D
R.P.M. 1.5M (2" dia.)				£18.50	D
R.P.M. 3M (1 1/2" dia.)				£34.50	D
R.P.M. 3M (2" dia.)				£39.00	A
U.K. P+P: A = £3.50, B = £1.30, C = £5.50, D = £1.35.					

**NEW! POWER SPLITTERS 70cms. 2 WAY**  
£19.55. 4 WAY £23.00. 2M 2 WAY  
£25.50. 4 WAY £28.75. ALL SPLITTERS 'N' TYPE  
TERMINATED. P&P CODE B.

Please allow 14 days delivery

**AE**

# FT-270 R/RH



2m FM Transceiver. Dual 4-bit microprocessors. Dual VFO's. Ten memorys. Programmable band scan limits. Priority function. Two scan modes, fixed (6 sec's) or carrier controlled scan resume. High visibility back lit LCD, 5mm digits. Unique aluminium die cast ducted heat sink.

Power outputs: FT-270R 25W and 3W, FT-270RH 45W and 5W (fan assisted cooling). Optional voice synthesiser.

**FT-270R**  
**£349.00** inc. VAT



**FT-270RH**  
**£399.00** inc. VAT

Main Importer and distributor  
Yaesu Musen  
Telephone 021-327 1497/6313  
Telex 334312 Perlec G

AMATEUR **AE** LIMITED  
ELECTRONICS

510/512 Alum Rock Road  
Alum Rock  
Birmingham B8 3HX

British Designed and Manufactured

**B.N.O.S.**  
ELECTRONICS  
LIMITED

British Technology and Innovation

## PRICE LIST

### POWER SUPPLIES

12/6A	£58
12/12A	£99
12/25A	£148
12/40A	£296

### 70cm LINEARS

L432-1-50	£167
L432-3-50	£167
L432-10-50	£137
LPM432-1-50	£197
LPM432-3-50	£197
LPM432-10-50	£167

### 2 METRE LINEARS

LP144-3-50	£108
LP144-10-50	£108
L144-1-100	£156
L144-3-100	£156
L144-10-100	£132
L144-25-160	£192
L144-3-180	£222
L144-10-180	£222
LPM144-1-100	£181
LPM144-3-100	£181
LPM144-10-100	£157
LPM144-25-160	£217
LPM144-3-180	£247
LPM144-10-180	£247

### NICADS & CHARGERS

Format	Cap. (AH)	Height (mm)	Diam. (mm)	Prices	1-9	10-24	25-99
AAA	0.18	45.0	10.51	1.47	1.39	1.32	
1/2 AA*	0.10	17.4	14.7	1.38	1.31	1.24	
1/2 AA*	0.225	25.0	14.7	1.04	0.99	0.94	
AA	0.50	49.5	14.7	1.08	1.02	0.96	
AA*	0.50	49.5	14.7	1.14	1.08	1.02	
NEW AA (SUPER)	0.60	49.5	14.7	1.18	1.12	1.08	
1/2 A*	0.45	28.0	17.2	1.18	1.12	1.08	
RR*	1.20	42.1	22.6	1.86	1.76	1.66	
C	2.20	49.7	25.9	2.85	2.70	2.56	
D (SUB)	1.20	60.5	33.5	2.85	2.70	2.56	
D	4.00	60.5	33.5	5.06	4.80	4.56	
D*	4.00	60.5	33.5	5.10	4.84	4.60	
F*	7.00	94.0	33.5	7.36	6.98	6.62	
SF*	10.00	91.3	41.7	POA	POA	POA	
PP3	0.11	49x26.5x17.5	4.52	4.29	4.07		
PP9	1.2	81x52x66	POA	POA	POA		

\* DENOTES SOLDER TAGS FITTED

AC1 SAFT MAZDA AA CHARGER, CHARGES 1 to 4 AA CELLS — £5.75

PC3 SAFT MAZDA PP3 CHARGER, CHARGES 1 or 2 PP3 CELLS — £5.75

MC4 JACKSON MULTICHARGER, CHARGES 2 or 4 AA, C or D CELLS £7.00

MC6 SAFT MAZDA MULTICHARGER, CHARGES 1 to 4 AA, C or D CELLS, or 1 or 2 PP3 CELLS £8.75

• ALL PRICES INCLUDE VAT

BARCLAYCARD



**B.N.O.S.**  
ELECTRONICS

B.N.O.S. ELECTRONICS LTD, DEPT PW  
BIGODS HALL, GREAT DUNMOW,  
ESSEX CM6 3BE. TEL (0371) 4677





## Receivers and Components

**PROFESSIONAL POLICE**, Fire, Public-Service pocket-sized monitor receiver. 54-176MHz VHF plus 10m Amateur band (11m on request) & Aircraft. Excellent sensitivity, VFO, squelch provision, Whip Antenna etc. Complete with accessories. Only £24.95 post paid. CWO/COD Welcome. Satisfaction or money refund. D. Taylor (Dept. GSE7), 8 Emmerson Street, Crook, Co. Durham, U.K.

**CRYSTALS** Made to order for any purpose and large stocks of standard frequencies for computers, modems, etc. Amateur CW (QRP) freqs £4.00 and CB conversion crystals at £4.50. **PROGRAMMABLE OSCILLATORS (PXO)** for baud rates, MPU, and freq markers £12.50.

**FILTERS** Crystal, monolithic, mechanical and ceramic for all standard IFs. Special 10.695MHz for big improvement to most CB rigs at £4.50 each.

S.A.E. FOR LISTS. PRICES INCLUDE VAT AND POST

**P. R. GOLLEDDGE ELECTRONICS**  
G3EDW, Merriott, Somerset, TA16 5NS  
Tel. 0460 73718

**VINTAGE WIRELESS SPARES**. Valves, radios, amplifiers, service data. Antique wireless newsheet sample upon request. Mail order. **VINTAGE WIRELESS COMPANY**, Cossham Street, Mangotsfield, Bristol BS17 3EN. Tel. 0272-565472.

**RADIO CANADA**, Peking, Australia, Voice of America A Vega 206 (6x SW/MW/LW) pulls these and dozens more. £23.95. Year's guarantee. Return despatch. **CORRIGAN-RADIOWATCH**, Building 109, Prestwick Airport, KA9 2RT.

## AVCOMM LTD.

171 NORTH STREET, BEDMINSTER, BRISTOL  
TEL. (0272) 633869

50V 1A SCR's @ £1.50. 33,000uf 40V computer grade elect. caps @ £2.00. HP 5082/2396 unpassivated Schottky diodes (Matched ring quad encapsulated) with info £3.00. BF961 @ £1. 1N4148 @ 2p. 0.5pf-6pf piston trimmers @ 35p. 5pf-28pf piston trimmers @ 35p. 500pf 500V Bolt in feed thru's @ 35p. 1500pf 350V bolt in feed thru's @ 25p. 1000pf 10KV caps @ 50p. 1000pf 100V Disc ceramic caps 10/25p. LITTON MICRO DIAL multi turn counter with lamp @ £1.50. BZY93 C75 75V, BZY93 C51 51V, & BZY93 C13 13V 20W diodes @ 50p each. Ex-equip. 75+75pf var caps. @ £2.00. 9v 20A s.p.c.e. relay @ £1.75. Mains 25v 40va transformer @ 50p. Universal coupling for 1/4" shaft @ 35p.

**LATEST LIST CONTAINING MANY BARGAINS 25p.**  
POST & PACKING 50p

## SMALL ADS

The prepaid rate for classified advertisements is 38 pence per word (minimum 12 words), box number 60p extra. Semi-display setting £12.60 per single column centimetre (minimum 2.5 cms). All cheques, postal orders etc., to be made payable to Practical Wireless and crossed "Lloyds Bank Ltd". Treasury notes should always be sent registered post. Advertisements, together with remittance should be sent to the Classified Advertisement Dept., Practical Wireless, Room 2612, IPC Magazines Limited, King's Reach Tower, Stamford St, London. SE1 9LS. (Telephone 01-261 5785).

**800 RADIO CRYSTALS**. S.A.E. for lists. A. J. VITTLE, 218E Cecil Street, Plymouth, PL1 5MW.

**WANTED**. Surplus Components, Valves, Transistors, Transformers, ICs, Capacitors. Ring (0246) 211682. Immediate settlement.

## Radio/TV Tower

**TELESCOPIC H/D 5 Section Radio/TV Tower** Winch to 90ft Fitter to trailer. 01-888 7839.

## Service Sheets

**SERVICE MANUALS**. Any amateur radio, vintage wireless, audio, television, video test etc. Large SAE enquiries, MAURITRON (PW), 8 Cherrytree Road, Chinnor, Oxon.

**BELL'S TELEVISION SERVICES** for service sheets on Radio, TV, etc. £1.50 plus SAE. Service Manuals on Colour TV and Video Recorders, prices on request. SAE with enquiries to B.T.S., 190 Kings Road, Harrogate, N. Yorkshire. Tel. (0423) 55885.

## TECHNICAL INFO SERVICES

76 Church St - Larkhall - Lanarks

**FULL SIZE SERVICE SHEETS**  
Any radio, audio £2.50 + I.s.a.e.  
CTVs/MusC £3.50 + I.s.a.e. complete set

Worlds largest collection  
service manuals 30's - date  
from £4.50-£35 each.

Comprehensive T.V. Repair Course  
Complete Radio Service & Repair Course  
ONLY £9.50 EACH

Repair data/circuits almost  
any named TV/Video for £10.50

S.a.e. brings any quotation  
FREE 50p mag. inc. service sheet!  
Pricelists unique elect. publications

**FOR FAST QUOTES**  
**RING 0698 883334**

## NOTICE TO READERS

*Whilst prices of goods shown in advertisements are correct at the time of closing for press, readers are advised to check with the advertiser both prices and availability of goods before ordering from non-current issues of the magazine.*

## Aerials

**G2VF D.I.Y.** H.F. long and medium wave frame antennas. S.A.E. for details: F. RYLANDS, 39 Parkside Avenue, Millbrook, Southampton.

## ANTI-TV AERIALS

Data Sheets, Large 24p  
SAE Aerial Guide £1.00

**G2DYM, UPLOWMAN,  
TIVERTON, DEVON**

Callers Welcome by Appointment ONLY Tel: 03986 215

## Software

**SSV FOR BBC MICRO**. RX/TX Rom and sideways ram versions. Software and demonstrations £20. SAE for full details G6GCM, 1 Goldsmith Drive, Newport Pagnell, Bucks.

**NEW LOCATOR SYSTEM** (Maidenhead). QRA to QTH conversion. Dec deg conversion. Distance calculation. DX beam headings. QTH to d.m.s. conversion. Etc. CBM64, C16. Electron. BBC. Apple. Cassette £6.50 inc p&p. DIDI-DIDA morse tutor and sender for CBM64 £6.50 (disc £9.00) inc p&p. MORAY MICRO COMPUTING, Enzie Slackhead, Buckie, Moray AB5 2BR.

**MORSE READER PROGRAMMES**. Off air onto screen. Programmes for SPECTRUM, ZX81-16K, BBC B, DRAGON, COMMODORE 64, ANY VIC 20 and AM-STRAD 464. Sinclair computers need no interface, others use simple one transistor (BC107) interface. Programmes self tracking 8/30 WPM. All connections to existing sockets. Cassette with full instructions and interface circuit, £6.00. Interface ready built and tested £2.50. J. E. PRICE, 4 Housman Walk, Kidderminster.

## Educational

**COURSE FOR CITY & GUILDS**, Radio Amateurs Examination. Pass this important examination and obtain your licence, with an RRC Home Study Course. For details of this and other courses (GCE, Career and professional examinations, etc.) write or phone: **THE RAPID RESULTS COLLEGE**, Dept JX15, Tuiton House, London, SW19 4DS. Tel. 01-947 7272 (9am-5pm) or use our 24hr Recordcall Service: 01-946 1102 quoting Dept JX15.

## ORDER FORM PLEASE WRITE IN BLOCK CAPITALS

Please insert the advertisement below in the next available issue of Practical Wireless for .....  
insertions. I enclose Cheque/P.O. for £ ..... CAT. heading .....  
(Cheques and Postal Orders should be crossed Lloyds Bank Ltd. and made payable to Practical Wireless)


NAME .....

ADDRESS .....

## PRACTICAL WIRELESS

Classified Advertisement Dept., Room 2612,  
King's Reach Tower, Stamford Street,  
London SE1 9LS Telephone 01-261 5785  
Rate 38p per word, minimum 12 words.  
Box No. 60p extra.

## Valves

**VALVES.** Ex-Equipment, Rig Tested; QOV06-40A £35. QOV03-20A £20. Plus Vat. P&P £1. Best valves to first orders. S.A.E. Valve list. HAZEL CARTER, 4 Cobble Yard, Cambridge CB1 1HP.

## Books and Publications

### RADIO AND RTTY BOOKS

**NEW BOOKS**  
GUIDE TO UTILITY STATIONS 1985  
Lists 14,746 SW frequencies, 4,130 RTTY stations, 3,194 Call signs plus much more. The most comprehensive frequency listing book available. £16.00 + £1.30 p&p  
**MARITIME RADIO HANDBOOK**  
New guide to coastal stations listing hundreds of frequencies worldwide. £9.50 + 65p p&p  
ASK FOR FREE CATALOGUE OF MANY NEW BOOKS  
**INTERBOOKS**  
(Formerly Interproduct Ltd.)  
Dept. PW1, Stanley, Perth PW1 4DL. Tel: 07382 575

### CALLING ALL DX-ERS

Keep up to date with all the latest news and developments in DX-TV and Radio. "TeleRadio News" features reception logs, service info, transmitter news, photo's, articles, etc. The cost is just £6 world-wide (£8.50 Airmail) for 6 issues. Sample copies only £1.50 each inc P&P. We can also supply the famous "Guide To World-Wide Television Test Cards Edition 2" at £2.95 inc P&P (Airmail £3.90). DX-TV Transmitter Location Map (Band I) £1.65 inc P&P (£2.15 Airmail). "TV-DX For Beginners" £1.65 (airmail £2.15), plus a range of inexpensive technical books covering DX TV, radio, SW, aerials, etc. Logo stickers and Radio Station jingle cassette tapes from various countries can also be supplied. And our latest product is now available - the 0100 DX-TV Converter offering wide or narrowband VHF/UHF DX video reception via a standard, domestic UHF TV set. Send 17p in stamps (or 2 IRC's) for an info pack.  
**HS PUBLICATIONS**  
Dept. W/W, 7 Epping Close, Derby DE3 4HR.  
(Tel: 0332 51 33 99 outside office hours)

## Veteran & Vintage

**VINTAGE RADIOS** over 2000 stocked. 1920-1950's. Valve radios, amps, etc. Repaired/restored. RADIO VINTAGE, 250 Seabrook Road, Seabrook, Hythe, Kent. Phone anytime (0303) 30693.

## For Sale

**GRUNDIG SATELLIT 300** for serious SW's listeners. Brand new. £95. Phone (Chertsey) 68409.

**G3EKK.** For your shortwave requirements. Largest stock in the South West. P/Ex's. S.S.B. PRODUCTS, Truro TR6 2ST5.

**USED AMATEUR EQUIPMENT?**  
**I BUY, SELL & EXCHANGE**  
My low overheads mean the best possible deal for YOU!  
Whether buying or selling Phone Dave on **HORNCHURCH (040 24) 57722 ANYTIME** or send SAE for latest list to:  
**G4TNY ELECTRONICS**  
132 Albany Road, Hornchurch, Essex RM12 4AQ.  
NEW EQUIPMENT SUPPLIED AT COMPETITIVE PRICES!

**R216 RECEIVER.** 19-157MHS £35, Lafayette HA-52A 152-174MHS £15. MR. D. CLARK, 100 Shepherd Street, Northfleet, Kent. Phone Gravesend 25910.

**23/4 OCTAVE KEYBOARD** with cabinet, suitable for synthesizer conversion. Offers invited. Phone Hornchurch 54985.

**BAROGRAPHS.** Showing Sporadic "E" openings. High quality unit. Standard size charts £142. Particulars - R. LUCKING, G1 11U, 62 Ember Farm Way, East Molesey, Surrey. 01-398 3603. Appointment or chance.

**AERIAL ACCESSORIES.** G5RV TYPE AERIALS. Half-size £13.50, Full-size £15.50, NEW HARD DRAWN COPPER AERIAL WIRE. 140ft 14swg £7.90; 50 metres 16swg £6.90. Enamelled soft copper wire 10 metres 12swg £3.50, 50 metres PVC covered aerial wire, £4.20 Ceramic Egg Insulators 40p. Guy Rope 4mm Polypropylene 50 metres £3.95, 4mm Nylon 50 metres £6.90. 1 KW 1:1 Baluns £13.00. All items post paid. S.M. TATHAM G3RSY, 1 Orchard Way, Fontwell, Arundel, West Sussex.

## Morse Software

### RTTY MORSE RADIO SOFTWARE

RTTY/MORSE READER For 48K Spectrum. The ultimate RTTY program features include: 45.5 Baud RTTY reception, full character set supported. Morse reception - auto speed control (5-35 WPM), punctuation and wordpace. Also includes 40 page text memory, and copy facility for printer. No extra hardware required, simple connection to radio via computer EAR socket. Price £5.00  
MORSE TX/RX Program for 48K Spectrum. Allows full transceive operation, includes comprehensive Morse tutor. No extra hardware required. Price £7.50  
MORSE RX Program for 16K Spectrum and 1K ZX81. Spectrum version includes comprehensive Morse tutor. Price £5.20  
All above Programs 100% Machine Code.  
Please add £1.00 to price if outside U.K.  
P. ANDERSON  
Wellands, Piton, Shepton Mallet, Somerset

## Personal

**AGGRAVATING, sore, fetid feet?** Double action solution formulae enhances relief from symptoms. Post cheque, PO £5.00 (overseas US\$10.00) with S.A.E. to D. Dewar, 66 Selsdon Road, Plaistow, London E13.

## Miscellaneous

**NI-CAD BATTERIES.** AA, 500, MAH, £1.00. C, 1200 MAH, £2.00. D, 1200, MAH, £2.20. PP3, 110 MAH, £4.80 P&P 40p. Free price list. SPECTRUM RADIO & ELECTRONICS, 36 Slater Street, Liverpool L1 4BX. Tel. 051 709 4628.

**QSL CARDS.** Gloss or tinted cards SAE for samples to: TWROG PRESS, Dept PW, Penybont, Gellilyd, Blaenau Ffestiniog, Gwynedd.

**SILVER PLATED CONNECTING CABLE** 1400 metres. Plain copper do. 1600 metres. PTFE covered, new, mostly 100 metre reels. Details Broadstone, Dorset 695160.

**QSL CARDS,** printed to your own design on white or coloured gloss card. S.A.E. for samples to: THE NUTLEY PRESS, 21 Holmethorpe Avenue, Redhill, Surrey RH1 2NB

**HIGH QUALITY QSL CARDS,** competitive prices, free artwork, stamp for samples to J. S. COATES, 57 Worrall Street, Morley, Leeds LS27 0PJ.

**SUPERB INSTRUMENT CASES** by BAZELLI, manufactured from PVC, Faced steel. Vast range. Competitive prices start at a low £1.50. Punching facilities at very competitive prices. Suppliers only to Industry and the Trade BAZELLI, (Dept No. 25), St. Wilfred's, Foundry Lane, Halton, Lancaster LA2 6LT.

**BURGLAR ALARM EQUIPMENT.** Ring Bradford (0274) 308920 for our catalogue or call at our large showrooms opposite Odsal Stadium.

**WAVEGUIDE, FLANGES & DISHES.** All standard sizes & Alloys (new material only) from stock. Special sizes to order. Call EARTH STATIONS 01-228 7876. 22 Howie Street, London SW11 4AR.

**PRACTICAL WIRELESS PCB's 1.5mm G.F.**  
ALL TO PRACTICAL WIRELESS SUPPLIED MASTERS  
Nov 84 FRG7 WR194 £2.51 Teme WR196 £3.56  
Dec 84 Dart WR246 £1.52 Teme WA001 £2.71  
Jan 85 Teme WA002 £4.42  
Feb 85 Triambi Keyer WAD 280 £3.22  
Apr 85 PW Colne A004 £3.10 A005 £3.04  
May 85 PW Colne WR198 £3.97  
Industrial and commercial users please send details for quote.  
VAT included. Postage 35p UK. 70p Europe  
Please send SAE for complete list  
PROTO DESIGN 14 Downham Road, Ramsden Heath, Billericay, Essex CM11 1PU. Tel: 0268 710722

**RECEIVE TWO METRE AMATEURS** on your C.B. Sensitive quartz converter, just plugs in. Covers popular simplex channels and all repeaters. £22.50 inclusive. SAE more details VIDEO WORLD, (M. RATHBONE), 7 Wesley Street, Southport, Merseyside.

**HEATHKIT U.K.** Spares and service centre. CEDAR ELECTRONICS, Unit 12, Station Drive, Bredon Tewksbury, Glos. Tel. (0684) 73127.

**HF. VHF. UHF. DUMMY LOAD**  
Why pay a lot of money? Build your own from our easy to assemble kit. Consists of aluminium diecast box with resistors, pc board, led light, SO239 socket, hardware, full instructions Box and pc board pre drilled. Price £8 + 75p p&p  
Also available are project boxes in various sizes, all diecast aluminium.  
Telephone for details. Eddie. GIBBJ. 021 526 2347.  
P.T.F. PRECISION ENGINEERS,  
50 Rubery Street, Darlaston WS10 8HZ, West Mids.



## ★ BAKER ★

**GROUP P.A. DISCO**  
**AMPLIFIERS** post £2

150 watt Output, 4 input Mixer pre-amp, Illustrated £99  
150 watt Output, Slave 500 mv. Input 3 Speaker Outputs £80  
150 + 150 watt Output, 300 watt Mono Slave 500 mv. Inputs £125  
150 watt P.A. Vocal, 8 inputs. High/Low Mixer Echo Socket £129  
100 watt Valve Model, 4 inputs, 5 Outputs. No Cabinet £299  
60 watt Mobile 240v AC and 12v DC, 4-8-16 ohm + 100v line £89  
Reverb Unit for Microphone or Musical Instruments £25 PP £1.  
Electronic Echo Machine for mic/etc £85 PP £1. Deluxe £95.

**FAMOUS LOUDSPEAKERS**

Make	Model	Size	Watts	Ohms	Price	Post
AUDAX	WOOFER	5 1/2 in.	25	8	£10.50	£2
GOODMANS	HIFAX	7 1/2 x 4 1/4 in	100	8	£24	£2
GOODMANS	HB WOOFER	8 in.	60	8	£13.50	£1
WHARFEDALE	WOOFER	8 in.	30	8	£25.00	£2
BAKER	WOOFER	12 in	80	8	£35	£2
GOODMANS	HPS GROUP	12 in	120	8/15	£26	£2
GOODMANS	HPD/DISCO	12 in	120	8/15	£33	£2
H+H	DISCO/GROUP	15 in.	100	4/8/16	£44	£4
GOODMANS	HP/BASS	15 in.	250	8	£74	£4
GOODMANS	HPD/BASS	18 in.	230	8	£87	£4

**FULLY GUARANTEED**

**DISCO CONSOLE** Twin Decks, mixer pre amp £145. Carr £10.  
Ditto Powered 120 watt £199; or Complete Disco £300. Carr £30.

**MAINS TRANSFORMERS**

250-0-250V 80mA. 6.3V 3.5A. 6.3V 1A.	Price Post
350-0-350V 250mA. 6.3V 6A CT £12.00 Shrouded	£7.00 £2
220V 25mA. 6V 1 Amp £3.00 220V 45mA. 6V 2 Amp	£14.00 £1
Low voltage tapped outputs available	
1 amp 6, 8, 10, 12, 16, 18, 20, 24, 30, 36, 40, 48, 60	£8.00 £2
ditto 2 amp £10.50 3 amp £12.50 5 amp £16.00	£16.00 £2
31-26-0-26-31 volt 6 amp	£14.00 £2

**LOW VOLTAGE MAINS TRANSFORMERS** £5.50 each post paid  
9V, 3A; 12V, 3A; 16V, 2A, 20V, 1A; 30V, 1/2A; 30V, 5A + 17-0-17V, 2A; 35V, 2A; 20-40-60V, 1A; 12-0-12V, 2A; 20-0-20V, 1A, 50V, 2A.

**PANEL METERS** 50µA, 100µA, 500µA, 1mA, 5mA, 100mA, 500mA, 1 amp, 2 amp, 5 amp, 25 volt, VU 2 1/4 x 2 1/4 in. £5.50 post 50p

**PROJECT CASES.** Black Vinyl Covered Steel Top, All Base  
4 x 2 1/2 x 2 1/4 in. £2.50; 6 x 4 x 1 1/2 in. £3.60; 8 x 5 x 2 in. £4.00;  
11 x 6 x 3 in. £5.50; 11 1/4 x 6 x 5 in. £9.00; 15 x 8 x 4 in. £12.00.  
**ALUMINIUM PANELS** 18 s.w.g. 12 x 12 in. £1.80; 14 x 9 in. £1.75;  
6 x 4 in. 55p; 12 x 8 in. £1.30; 10 x 7 in. 95p; 8 x 6 in. 90p; 14 x 3 in.  
72p; 12 x 3 in. 90p; 16 x 10 in. £2.10; 16 x 6 in. £1.30.  
**ALUMINIUM BOXES.** MANY OTHER SIZES IN STOCK.  
4 x 2 1/2 x 2 in. £1.20; 3 x 2 x 1 in. £1; 6 x 4 x 2 in. £1.90; 8 x 6 x 3  
£3.00; 12 x 5 x 3 in. £3.60; 6 x 4 x 3 in. £2.20; 10 x 7 x £3.60.

**HIGH VOLTAGE ELECTROLYTICS**

16/450V	50p	220/400V	£2	20/20350V	75p
20/500V	75p	8 + 8/500V	£1	32 + 32/500V	£2
32/350V	45p	8 + 16/450V	75p	32 + 32 + 32/450V	£1.50
32/500V	95p	16 + 16/350V	75p	16 + 32 + 32/500V	£2

**GEARED TWIN GANGS** 365 + 365 + 25 + 25p £2.00.  
**SLOW MOTION DRIVE** 6.1 £1.50. Reverse Vernier 50p.  
**VERNIER DIALS.** 0-100, 36mm, £2.50, 50mm, £3.00.

**RADIO COMPONENT SPECIALISTS**  
Dept 4, 337, WHITEHORSE ROAD, CROYDON  
SURREY, U.K. Tel: 01-684 1665  
Post 55p Minimum. Callers Welcome.   
Full Lists 34p Stamps Same day despatch Closed Wednesday

## INDEX TO ADVERTISERS

A.H. Supplies	68
A.J.H. Electronics	68
Albion Ltd.	11
Allweld Engineering	8
Amateur Electronics U.K.	9, 15, 67, 69
Amateur Radio Exchange	19, 25, 47, 51, 57, 59, 65
Amcomm Services	16
Audio Electronics	68
Avcomm Ltd.	70
BBC TV	68
Birkett, J.	72
Blackstar	10
B.N.O.S.	54, 69
Bredhurst	12
Cambridge Kits	72
Colomar Electronics	72
Commutech (Devon) Ltd.	72
Cricklewood Electronics	71
Datong Electronics	62
Electrovalue	8
Garex Electronics	11
G2DYM Aerials	70
G3RCQ Electronics	10
Greenwood Electronics	9
G4TNY Electronics	71
Howes, C.M., Comms.	14
H.S. Publications	71
Interbooks	71
Lowe Electronics	2, 3
Maplin Supplies	Cover 4
M. Dziubas	67
Metalfare	68
North London Comms.	28
P. Anderson	70
Photo Acoustics	62
P.R. Gollfed Electronics	70
Proto Design	71
P.T.F. Precision Engineers	71
Radio Component Specialists	71
Radio Shack	54
Random Electronics	72
Riscomp Limited	10
R.S.T. Valve	14
S.E.M.	15
Service Electronics	10
South Midlands Communications	4, 5
South West Aerials	62
Stephens-James Ltd.	11
Technical Software	72
Telecomms	14
Thanet Electronics	6, 7, 12
Timestep Electronics	58
Ward, Reg & Co.	Cover 2
Wearmaid	62
Western Electronics	22
Withers, R. Communications	12
Wood & Douglas	67

Practical Wireless, June 1985

71

## J. BIRKETT

25 THE STRAIT,  
LINCOLN LN2 1JF. TEL 20767

AIR SPACED VARIABLE CAPACITOR 400+330p.f., 3mm Spindle @ £1.25.  
TOYO CRYSTAL FILTERS 10.7MHz BW± 7.5KHz with Matching Transformers @ £4.60.  
BRIDGE RECTIFIERS 100piv 20amps @ £1.30, 100piv 10amp @ 95p.  
144MHz WAVEMETER KIT as in P.W. Oct 1983 with instructions @ £4.65.  
MORSE OSCILLATOR KIT with instructions @ £1.95.  
AIR SPACED VARIABLE CAPACITOR 350+180p.f. with SM Drive @ £1.50.  
FERANTI RADIO I.C. ZN414 with circuit @ 95p.  
AIR SPACED VARIABLE CAPACITOR 10+10+20p.f. Direct Drive @ £1.30  
30 ASSORTED SILVER MICA CAPACITORS @ 50p, 100 RESISTORS for 50p.  
X BAND GUNN DIODES with data @ £1.65, X BAND DETECTOR DIODES @ 50p.  
X BAND TUNING VARACTOR DIODES 2p.f. or 4p.f. @ £1.65 each.  
MULLARD TYPE FILM TRIMMERS 10p.f., 22p.f., 35p.f., 60p.f. @ 15p, 125p.f. @ 20p.  
VOLTAGE REGULATORS 7905 @ 3 for £1.30.  
50 ASSORTED BC107-8-9 TRANSISTORS Untested @ 60p.  
ITT CRYSTAL FILTERS 10.7MHz BW± 3.75KHz or 7.5KHz. Both £5 each.  
LES 6.3 BULBS 50 for £1.15, Plastic Instrument Feet, Small 20 for 50p, Medium 20 for 40p.  
PLESSEY ST53 NPN 300MHz LOW POWER TRANSISTOR 8 for 50p.  
UNTESTED SEMICONDUCTORS 25amp diodes, 10 for 50p, 10SCR'S 10amp type @ 50p.  
2 GAZ STRIPLINE NPN TRANSISTORS 3 for £1.15.  
VHF AERIAL SWITCHING PIN DIODES 5 for 60p, UHF type, 5 for 75p.  
X BAND DIODES CS3B @ 40p, S BAND DIODES CV231 @ 40p.  
FILM TRIMMERS 10p.f., 22p.f., 35p.f., 60p.f. @ 15p, 125p.f. @ 20p.  
SOLDER-IN FEED THRU'S 5p.f., 27p.f., 300p.f., 1000p.f. All 20p doz.

WOOD AND DOUGLAS KITS AVAILABLE BY POST AND CALLERS.

ACCESS AND BARCLAY CARDS ACCEPTED. P&P 50p, under £5, over free. Goods normally by return.

## RTTY and CW TRANSCEIVE with NO TERMINAL UNIT

This fantastic program interfaces direct with your rig, slashing the cost of previous systems. Split screen, type ahead, all the usual features and more. Tape and kit for the very simple interface, including PCB and User Port Connector, for only £20. Ready-made interfaces available. For CBM64, BBC-B and VIC20 (+ at least 8k). CW-only version for SPECTRUM £10.

And four superb programs for CBM64, VIC20, BBC-B, SPECTRUM  
LOCATOR QTH or Maidenhead locator or lat/long. Distances, headings, contest points, converts between locator and lat/long. Tape £6.

LOGBOOK Date, band, mode, call and remarks. Superfast callsign search. Easy, fast updating of files. Screen/printer output. VIC20 needs at least 8k expansion. Tape £6.

MORSE TUTOR Britain's best. Learn fast in easy stages from absolute beginner to over 40 wpm. Join the hundreds who have succeeded with this program. Tape and full learning guide £6. For ZX81-16k also.

RAE MATHS All the practice and testing you need. Tape and comprehensive reference sheet detailing all you need to know £8. VIC20 needs expansion (any). For ZX81-16k also. Don't let maths make you fail. PASS with this program.

All programs are very easy to use and come with full instructions.  
Prices include p&p 1st Class by return. Add £1 per tape if outside UK or Ireland.

## technical software (PW)

From, Upper Llandwrog, Caernarfon, Gwynedd LL54 7RF. Tel. 0286 881886

## ANTENNES TONNA (F9FT)

50MHz  
5 element £34.30(a)  
144MHz  
4 element £14.95(a)  
5 element crossed £26.30(a)  
9\* element fixed £17.71(a)  
9\* element portable £20.00(a)  
9\* element crossed £32.43(a)  
13 element portable £31.05(a)  
17\* element fixed £37.66(a)  
435MHz  
9 element £16.10(a)  
19\* element £20.70(a)  
19\* element crossed £34.27(a)  
21\* element 432MHz £29.67(a)  
21\* element ATV £34.27(a)  
144/435MHz  
9 & 19 element Oscar £40.00 (a) £40.00 (b) £1.95. ALL PRICES INCLUDE VAT AT 15%  
Cash with order, ACCESS - VISA - Just telephone your card number for immediate despatch  
FOR FULL SPECIFICATIONS SEND 40p FOR CATALOGUE  
Callers welcome, but by telephone appointment only please. Goods by return.  
RANDOM ELECTRONICS (P)  
12 Conduit Road, Abingdon, Oxon OX14 1DB. Tel: (0235) 23080 (24 hours)

## PLEASE MENTION PRACTICAL WIRELESS WHEN REPLYING TO ADVERTISEMENTS

## ANTENNA TUNER

ONLY £25.20. for outside or INDOOR antennas, end-fed LONG WIRES or dipoles, BOOST DX and reduce interference, 6 overlapping ranges cover 0.1-30MHz, ideal for FRG7700 etc, or 10W tx, BANDPASS design (not just usual low pass) with expensive air dielectric capacitor and pre-wound high Q coils, GET MORE DX, also adapts to WAVE-METER, field strength meter etc.

RARE DX UNDER QRM? DIG it OUT with a Tunable Audio Notch Filter, between your receiver and speaker, BOOST your DX/QRM ratio, 40dB notch, £17.40, hear WEAK DX.


Each fun-to-build kit includes ALL parts, case, instructions, by-return postage etc and list of other kits.

### CAMBRIDGE KITS

45 (PT) Old School Lane, Milton, Cambridge.

## GENERAL COVERAGE RECEIVER KIT FCR 130

Model FCR 130 Receiver kit



- ★ 30: 1 Geared analogue tuning
- ★ 3 Band switch with spare position
- ★ Tape record socket
- ★ Headphone socket
- ★ Signal Meter
- ★ Internal Speaker + On/Off sw.
- ★ A.F. Gain and Tone Control
- ★ C.W. A.M. SSB.

This is a kit designed as an introduction to the hobby of Radio and Short Wave Listening. It has been designed with beginners in mind and does not require any test equipment to align. It comes complete with easy to understand instructions and notes. The pleasure does not finish with the building as there are many hours of enjoyment using it afterwards. Ideal for those who want to learn the basics of radio and have something to actually use afterwards. Enter the world of SWLs and listen to the WORLD! New York Weather... ANKARA... Sidebanders on 6.5MHz... and according to one of our customers... ZK2RS Nive Island, Pacific Ocean. Send for details.



### COMMUTECH (Devon) LTD

12 Edgcombe Way, St. Anns Chapel,  
Gunnislake, Cornwall PL18 9HJ  
Tel: (0822) 832787

## CRICKLEWOOD ELECTRONICS LTD

It's no secret!



... that there is a real difference at Cricklewood Electronics. That's why you should never be without the FREE CRICKLEWOOD ELECTRONICS COMPONENTS CATALOGUE, for sheer variety, competitive prices and service from the U.K.'s number one 100% component shop. No gimmicks, no gadgets or computers, just components, millions of them, all easily available by mail order, calling or credit card telephone orders. Just pick up the phone (or a pen) to get your FREE copy now (no SAE required). You have nothing to lose.

CRICKLEWOOD ELECTRONICS LTD.

40 Cricklewood Broadway NW2 3ET.

01-450 0995 & 01-452 0161

ALL MAJOR CREDIT CARDS ACCEPTED

Telex 914977 Phone or write today

Call or phone for a  
most courteous quotation  
01-749 3934

## ALL VALVES & TRANSISTORS

We are one of the largest  
stockists of valves etc. in the U.K.

Open Monday to Friday 9-1 pm, 2.00-5.30 pm.

TRADE & EXPORT 01-743 0899

Delivery by return of post


COLOMOR ELECTRONICS LTD.

170 GOLDHAWK ROAD, LONDON W12

(01-907 3530 LONDON)



# MAKE A GOOD FRIEND OF YOUR MICRO



Are you feeding it the right sort of software? Otherwise you won't be getting the service you deserve. See SOFTWARE INDEX for the info and data you need on the full range of programs now available for these five top micros.

**BBC COMMODORE 64 SPECTRUM  
AMSTRAD CPC 464 MSX MACHINES**

**OVER  
4,000  
PROGRAMS**

The most comprehensive guide to software programs

## **SOFTWARE INDEX**

No. 8 OUT NOW £2.00

**GAMES • EDUCATIONAL • BUSINESS • PERSONAL MANAGEMENT • UTILITY • MISCELLANEOUS**





From a gentle purr to a mighty roar, the tightly controlled power of the beast is yours to command!

## PROFESSIONAL QUALITY HIGH POWER LOUDSPEAKERS

- A new range of superb quality loudspeakers.
- ★ Virtually indestructible high temperature voice-coil reinforced with glass-fibre
- ★ 100% heat overload tolerance
- ★ Advanced technology magnet system
- ★ Rigid cast alloy chassis
- ★ Linen or Plastiflex elastomer surrounds
- ★ 5-year guarantee (in addition to statutory rights)

Available in 5, 8, 10, 12, 15 and 18 inch models with 8Ω and some 16Ω impedances and with input powers ranging from 50W to 300W e.g.

5in. 50W 95dB 8Ω: XG39N / 16Ω: XG40T £17.95\$

8in. 100W 98dB 8Ω: XG43W £29.95\$

10in. 100W 100dB 8Ω: XG46A £29.95\$

12in. 100W 101dB 8Ω: XG49D £29.95\$

12in. Twin Cone 100W 100dB 8Ω: XG50E / 16Ω: XG51F £31.95\$

Note - the output power doubles for each 3dB increase (ref 1W @ 1m).



## PRECISION GOLD MULTIMETERS



A new range of very high quality multimeters offering truly amazing quality at the price.

Pocket Multimeter, 16 ranges, 2000Ω/V DC/AC £6.95\$ (YJ06G)

M-102BZ with Continuity buzzer, battery tester and 10A DC range, 23 ranges, 20,000Ω/V DC £14.95\$ (YJ07H)

M-2020S with Transistor, Diode & LED tester and 10A DC range, 27 ranges, 20,000Ω/V DC £19.95\$ (YJ08J)

M-5050E Electronic Multimeter with very high impedance, FET input, 53 ranges including peak-to-peak AC, centre-zero and 12A AC/DC ranges £34.95\$ (YJ09K)

M-5010 Digital Multimeter with 31 ranges including 20Ω and 20μA DC/AC FSD ranges, continuity buzzer, diode test, and gold-plated PCB for long-term reliability and consistent high accuracy (0.25% + 1 digit DCV) £42.50\$ (YJ10L)

N.B. All our prices include VAT and Carriage. A 50p handling charge must be added if your total order is less than £5 on mail order (except catalogue).

### MAPLIN ELECTRONIC SUPPLIES LTD.

Mail Order: P.O. Box 3, Rayleigh, Essex SS6 8LR. Tel: Southend (0702) 552911 SHOPS

- BIRMINGHAM Lynton Square, Perry Barr, Tel: 021-356 7292.
  - LONDON 159-161 King Street, Hammersmith, W6. Tel: 01-748 0926.
  - MANCHESTER 8 Oxford Road, Tel: 061-236 0281.
  - SOUTHAMPTON 46-48 Bevois Valley Road, Tel: 0703 25831.
  - SOUTHEND 282-284 London Rd, Westcliff-on-Sea, Essex. Tel: 0702-554000
- Shops closed all day Monday.

\$ Indicates that a lower price is available in our shops.

# All new in the 1985 Catalogue



Our huge range of top quality electronic components at very competitive prices are all detailed in our catalogue, and with well over 600 new lines in our 1985 edition and many design improvements, it's well worth getting a copy. Here are just a few examples from the catalogue.

(The items below are NOT kits).

★ Most phono and jack plugs now with integral strain relief sleeve - gold-plated types also available from 14p (gold from 70p)

★ Stereo Disco Mixer with cross-fade, talk-over, cue monitoring, aux input, slide controls. Only £58.95 (AF99H)



★ 10-Channel Stereo Graphic Equalisers - 3 models - basic; with peak level meter; and with spectrum analyser - from £77.95



★ Digital Delay Line permits Slap-back, Doubling, Flanging, Chorus and Echo. 11 controls. Only £195.00 (AF98G)

★ Video Enhancer improves picture quality when recording from one VTR to another, and with TV's with monitor input. Only 28.95 (XG59P)

★ Detailed descriptions of the exciting new 74HC range of IC's which combine the advantages of CMOS and TTL. From 46p

★ Keyboards: sloping keys, two-tone grey, mounted in steel frame, very smart cases (extra) available. 61 keys, only £33.95 (YJ12N)

79 keys, only £37.95 (YJ13P)

★ 1% Resistors now 50ppm/°C, 0.4W, only 2p each!

★ Auto transformers 120/240V 50VA, £10.75\$ (YJ56L). 100VA £14.95\$

(YJ57M). 150VA £16.95\$ (YJ58N). 250VA £21.95\$ (YJ59P).

★ Digital Clinical Thermometer. Only £13.95 (FK51F)



Check our 1985 Catalogue for all our other fascinating new lines.



## 1985 CATALOGUE

Pick up a copy now at any branch of W.H. Smith or in one of our shops. The price is still just £1.35, or £1.75 by post from our Rayleigh address (quote CA02C).



☎ Phone before 2pm for same day despatch.

Post this coupon now for your copy of the 1985 catalogue.

Price £1.35 + 40p post and packing. If you live outside the U.K. send £2.40 or 11 International Reply Coupons. I enclose £1.75.

Name .....

Address .....

PW/6/85

All offers subject to availability. Prices firm until Aug. 10th 1985.